

# APO Series

## configuration options and specifications

### \*\* Suffix

**No Suffix:** Opaque cover and non-metallic corner screws

**H:** Opaque cover, non-metallic hinges and non-metallic corner screws

**HPL:** Opaque cover, non-metallic hinges and stainless steel padlockable latch(es)

**CT:** Transparent cover and non-metallic corner screws

**CTH:** Transparent cover, non-metallic hinges and non-metallic corner screws

**CTHPL:** Transparent cover, non-metallic hinges and stainless steel padlockable latch(es)

**DT:** Inspection window cover and non-metallic corner screws

**DTH:** Inspection window cover, non-metallic hinges and non-metallic corner screws

**DTHPL:** Inspection window cover, non-metallic hinges and stainless steel padlockable latch(es)

**E1:** One extension collar

**E2:** Two extension collars

**E3:** Three extension collars

**E4:** Four extension collars

**E5:** Five extension collars

*Extension collars not available for A51, extension collar options available on H and HPL enclosures, DT Covers not available on A1, A81, A11 and A12*

### Features

- Enclosures are maintenance free and corrosion resistant.
- Bases and opaque covers are made from hot compression molded halogen free, self extinguishing fiberglass reinforced polyester (FRP) that can withstand continuous temperatures up to 158°F (70°C) and momentary exposure to 302°F (150°C).
- Transparent covers are made from transparent polycarbonate that can withstand continuous temperatures to 248°F (120°C)
- All enclosures can be easily modified to customer specifications.
- Gaskets are made from continuously poured polyurethane foam.
- Brass M4 threaded inserts are factory installed for mounting plate attachment.
- 4 to 6 bosses suitable for M6 threaded inserts are molded into the base (dependant on enclosure size).
- Maintain UL / CSA Type 4x with up to 5 extension collars.

### Applications

APO enclosures are designed for use as insulated electrical junction boxes, terminal wiring boxes, instrument housings and electrical control enclosures in highly corrosive environments.

### Standards

IEC 60529 (IP67)	EN 60529 (IP67)
IEC 62262 (IK10)	EN 62262 (IK10)
IEC 60439-1	EN 60439-1
IEC 62208	EN 62208

### Approvals

UL Listed Types 3, 3R, 4, 4X, 12 & 13  
 CSA 3, 3R, 4, 4X, 6, 12 & 13  
 LLOYD'S Register of Shipping  
 KEMA

**No Suffix**



**CT**



**DT**



**E1**



**E1CT**



**E1DT**



Opaque Cover Enclosures (APO)	30
Opaque Cover Enclosures with Extension Collars (APO E)	32
Transparent Cover Enclosures (APO CT)	42
Transparent Cover Enclosures with Extension Collars (APO E CT)	44
DT Cover Enclosures (APO DT)	54
DT Cover Enclosures with Extension Collars (APO E DT)	56
DT Covers	66
Components	68
Back Plates	71
Front Plates	72
Accessories	73



**Configurations**

- No Suffix:** Non-metallic corner screws
- H:** Non-metallic hinges and non-metallic corner screws
- HPL:** Non-metallic hinges and stainless steel padlockable latch(es)

**Features**

- Enclosures are maintenance free and corrosion resistant.
- Bases and covers are made from hot compression molded halogen free, self extinguishing fiberglass reinforced polyester (FRP) that can withstand continuous temperatures up to 158°F (70°C) and momentary exposure to 302°F (150°C).
- All enclosures can be easily modified to customer specifications.
- Gaskets are made from continuously poured polyurethane foam.
- Brass M4 threaded inserts are factory installed for mounting plate attachment.
- 4 to 6 bosses suitable for M6 threaded inserts are molded into the base (dependant on enclosure size).
- Maintain UL / CSA Type 4x with up to 5 extension collars.

**Applications**

APO enclosures are designed for use as insulated electrical junction boxes, terminal wiring boxes, instrument housings and electrical control enclosures in highly corrosive environments.

**Standards**

- IEC 60529 (IP67)
- IEC 62262 (IK10)
- IEC 60439-1
- IEC 62208
- EN 60529 (IP67)
- EN 62262 (IK10)
- EN 60439-1
- EN 62208

**Approvals**

- UL Listed Types 3, 3R, 4, 4X, 12 & 13
- CSA 3, 3R, 4, 4X, 12 & 13
- LLOYD'S Register of Shipping
- KEMA



Part Number	Exterior Dimensions	Interior Dimensions	Weight	Back Plate		Front Plate
	H x W x D Inches (mm)	H x W x D Inches (mm)		A: Aluminum S: Steel N: Non-Metallic	A: Aluminum	
A1-706 A1-706H A1-706HPL1	7.32 x 5.94 x 5.50 (186 x 151 x 140)	6.54 x 5.16 x 5.00 (165 x 131 x 127)	2.5 (1.13)	BP706A BP706S BP706N	FP706A FPH706A FPH706A-KIT	
A31-1207 A31-1207H A31-1207HPL2	11.89 x 7.32 x 6.93 (302 x 186 x 176)	11.10 x 6.54 x 6.43 (282 x 166 x 163)	4 (1.81)	BP1207A BP1207S BP1207N	FP1207A FPH1207A FPH1207A-KIT	
A41-1212 A41-1212H A41-1212HPL2	11.89 x 11.89 x 6.93 (302 x 302 x 176)	11.10 x 11.10 x 6.43 (282 x 282 x 163)	5 (2.27)	BP1212A BP1212S BP1212N	FP1212A FPH1212A FPH1212A-KIT	
A71-1412 A71-1412H A71-1412HPL2	14.65 x 11.89 x 6.93 (372 x 302 x 176)	13.86 x 11.10 x 6.43 (352 x 282 x 163)	6 (2.72)	BP1412A BP1412S BP1412N	FP1412A FPH1412A FPH1412A-KIT	
A51-1912 A51-1912H A51-1912HPL2	19.20 x 11.89 x 6.93 (488 x 302 x 176)	18.40 x 11.10 x 6.43 (467 x 282 x 163)	7.5 (3.40)	BP1912A BP1912S BP1912N	FP1912A FPH1912A FPH1912A-KIT	
A81-2212 A81-2212H A81-2212HPL2	21.97 x 11.89 x 6.93 (558 x 302 x 176)	21.14 x 11.10 x 6.43 (537 x 282 x 163)	9.5 (4.31)	BP2212A BP2212S BP2212N	FP2212A FPH2212A FPH2212A-KIT	
A61-2412 A61-2412H A61-2412HPL2	23.74 x 11.89 x 6.93 (603 x 302 x 176)	22.91 x 11.10 x 6.43 (582 x 282 x 163)	10 (4.54)	BP2412A BP2412S BP2412N	FP2412A FPH2412A FPH2412A-KIT	
A11-2414 A11-2414H A11-2414HPL2	23.74 x 14.65 x 6.93 (603 x 372 x 176)	22.91 x 13.86 x 6.43 (582 x 352 x 163)	11.8 (5.35)	BP2412A BP2412S BP2412N	FP2412A FPH2412A FPH2412A-KIT	
A12-2424 A12-2424H A12-2424HPL4	23.74 x 23.74 x 6.93 (603 x 603 x 176)	22.91 x 22.91 x 6.43 (582 x 582 x 163)	17.5 (7.94)	BP2424A BP2424S BP2424N	FP2424A FPH2424A FPH2424A-KIT	

**Configurations**

**E1:** One extension collar and non-metallic corner screws

**E1H:** One extension collar, non-metallic hinges and non-metallic corner screws

**E1HPL:** One extension collar, non-metallic hinges and stainless steel padlockable latch(es)

**Features**

- Enclosures are maintenance free and corrosion resistant.
- Bases and covers are made from hot compression molded halogen free, self extinguishing fiberglass reinforced polyester (FRP) that can withstand continuous temperatures up to 158°F (70°C) and momentary exposure to 302°F (150°C).
- All enclosures can be easily modified to customer specifications.
- Gaskets are made from continuously poured polyurethane foam.
- Brass M4 threaded inserts are factory installed for mounting plate attachment.
- 4 to 6 bosses suitable for M6 threaded inserts are molded into the base (dependant on enclosure size).
- Maintain UL / CSA Type 4x with up to 5 extension collars.

**Applications**

APO enclosures with extension collars are designed for use as insulated electrical junction boxes, terminal wiring boxes, instrument housings and electrical control enclosures in highly corrosive environments where flexibility and extra depth is required.

**Standards**

IEC 60529 (IP67) EN 60529 (IP67)  
IEC 62262 (IK10) EN 62262 (IK10)  
IEC 60439-1 EN 60439-1  
IEC 62208 EN 62208

**Approvals**

UL Listed Types 3, 3R, 4, 4X, 12 & 13  
CSA 3, 3R, 4, 4X, 12 & 13  
LLOYD'S Register of Shipping  
KEMA



Part Number	Exterior Dimensions	Interior Dimensions	Weight Lbs (kg)	Back Plate	Front Plate
	H x W x D Inches (mm)	H x W x D Inches (mm)		A: Aluminum S: Steel N: Non-Metallic	A: Aluminum
A1-706E1 A1-706E1H A1-706E1HPL1	7.32 x 5.94 x 6.88 (186 x 151 x 175)	6.54 x 5.16 x 6.38 (165 x 131 x 162)	2.97 (1.35)	BP706A BP706S BP706N	FP706A FPH706A FPH706A-KIT
A31-1207E1 A31-1207E1H A31-1207E1HPL2	11.89 x 7.32 x 8.31 (302 x 186 x 211)	11.10 x 6.54 x 7.81 (282 x 166 x 198)	4.67 (2.12)	BP1207A BP1207S BP1207N	FP1207A FPH1207A FPH1207A-KIT
A41-1212E1 A41-1212E1H A41-1212E1HPL2	11.89 x 11.89 x 8.31 (302 x 302 x 211)	11.10 x 11.10 x 7.81 (282 x 282 x 198)	5.87 (2.66)	BP1212A BP1212S BP1212N	FP1212A FPH1212A FPH1212A-KIT
A71-1412E1 A71-1412E1H A71-1412E1HPL2	14.65 x 11.89 x 8.31 (372 x 302 x 211)	13.86 x 11.10 x 7.81 (352 x 282 x 198)	7 (3.18)	BP1412A BP1412S BP1412N	FP1412A FPH1412A FPH1412A-KIT
Extension collars not available on A51-1912					
A81-2212E1 A81-2212E1H A81-2212E1HPL2	21.97 x 11.89 x 9.29 (558 x 302 x 236)	21.14 x 11.10 x 8.79 (537 x 282 x 223)	11 (4.99)	BP2212A BP2212S BP2212N	FP2212A FPH2212A FPH2212A-KIT
A61-2412E1 A61-2412E1H A61-2412E1HPL2	23.74 x 11.89 x 9.29 (603 x 302 x 236)	22.91 x 11.10 x 8.79 (582 x 282 x 223)	12 (5.44)	BP2412A BP2412S BP2412N	FP2412A FPH2412A FPH2412A-KIT
A11-2414E1 A11-2414E1H A11-2414E1HPL2	23.74 x 14.65 x 9.29 (603 x 372 x 236)	22.91 x 13.86 x 8.79 (582 x 352 x 223)	14.3 (6.49)	BP2412A BP2412S BP2412N	FP2412A FPH2412A FPH2412A-KIT
A12-2424E1 A12-2424E1H A12-2424E1HPL4	23.74 x 23.74 x 9.29 (603 x 603 x 236)	22.91 x 22.91 x 8.79 (582 x 582 x 223)	21.5 (9.75)	BP2424A BP2424S BP2424N	FP2424A FPH2424A FPH2424A-KIT



**Configurations**

- E2:** Two extension collars and non-metallic corner screws
- E2H:** Two extension collars, non-metallic hinges and non-metallic corner screws
- E2HPL:** Two extension collars, non-metallic hinges and stainless steel padlockable latch(es)

**Features**

- Enclosures are maintenance free and corrosion resistant.
- Bases and covers are made from hot compression molded halogen free, self extinguishing fiberglass reinforced polyester (FRP) that can withstand continuous temperatures up to 158°F (70°C) and momentary exposure to 302°F (150°C).
- All enclosures can be easily modified to customer specifications.
- Gaskets are made from continuously poured polyurethane foam.
- Brass M4 threaded inserts are factory installed for mounting plate attachment.
- 4 to 6 bosses suitable for M6 threaded inserts are molded into the base (dependant on enclosure size).
- Maintain UL / CSA Type 4x with up to 5 extension collars.

**Applications**

APO enclosures with extension collars are designed for use as insulated electrical junction boxes, terminal wiring boxes, instrument housings and electrical control enclosures in highly corrosive environments where flexibility and extra depth is required.

**Standards**

- IEC 60529 (IP67)
- IEC 62262 (IK10)
- IEC 60439-1
- IEC 62208

**Approvals**

- UL Listed Types 3, 3R, 4, 4X, 12 & 13
- CSA 3, 3R, 4, 4X, 12 & 13
- LLOYD'S Register of Shipping
- KEMA



Part Number	Exterior Dimensions	Interior Dimensions	Weight	Back Plate	Front Plate
	H x W x D Inches (mm)	H x W x D Inches (mm)	Lbs (kg)	A: Aluminum S: Steel N: Non-Metallic	A: Aluminum
A1-706E2 A1-706E2H A1-706E2HPL1	7.32 x 5.94 x 8.26 (186 x 151 x 210)	6.54 x 5.16 x 7.76 (165 x 131 x 197)	3.44 (1.56)	BP706A BP706S BP706N	FP706A FPH706A FPH706A-KIT
A31-1207E2 A31-1207E2H A31-1207E2HPL2	11.89 x 7.32 x 9.69 (302 x 186 x 246)	11.10 x 6.54 x 9.19 (282 x 166 x 233)	5.34 (2.42)	BP1207A BP1207S BP1207N	FP1207A FPH1207A FPH1207A-KIT
A41-1212E2 A41-1212E2H A41-1212E2HPL2	11.89 x 11.89 x 9.69 (302 x 302 x 246)	11.10 x 11.10 x 9.19 (282 x 282 x 233)	6.74 (3.06)	BP1212A BP1212S BP1212N	FP1212A FPH1212A FPH1212A-KIT
A71-1412E2 A71-1412E2H A71-1412E2HPL2	14.65 x 11.89 x 9.69 (372 x 302 x 246)	13.86 x 11.10 x 9.19 (352 x 282 x 233)	8 (3.63)	BP1412A BP1412S BP1412N	FP1412A FPH1412A FPH1412A-KIT
Extension collars not available on A51-1912					
A81-2212E2 A81-2212E2H A81-2212E2HPL2	21.97 x 11.89 x 11.65 (558 x 302 x 296)	21.14 x 11.10 x 11.15 (537 x 282 x 283)	12.5 (5.67)	BP2212A BP2212S BP2212N	FP2212A FPH2212A FPH2212A-KIT
A61-2412E2 A61-2412E2H A61-2412E2HPL2	23.74 x 11.89 x 11.65 (603 x 302 x 296)	22.91 x 11.10 x 11.15 (582 x 282 x 283)	14 (6.35)	BP2412A BP2412S BP2412N	FP2412A FPH2412A FPH2412A-KIT
A11-2414E2 A11-2414E2H A11-2414E2HPL2	23.74 x 14.65 x 11.65 (603 x 372 x 296)	22.91 x 13.86 x 11.15 (582 x 352 x 283)	16.8 (7.62)	BP2412A BP2412S BP2412N	FP2412A FPH2412A FPH2412A-KIT
A12-2424E2 A12-2424E2H A12-2424E2HPL4	23.74 x 23.74 x 11.65 (603 x 603 x 296)	22.91 x 22.91 x 11.15 (582 x 582 x 283)	25.5 (11.57)	BP2424A BP2424S BP2424N	FP2424A FPH2424A FPH2424A-KIT

**Configurations**

- E3:** Three extension collars and non-metallic corner screws
- E3H:** Three extension collars, non-metallic hinges and non-metallic corner screws
- E3HPL:** Three extension collars, non-metallic hinges and stainless steel padlockable latch(es)

**Features**

- Enclosures are maintenance free and corrosion resistant.
- Bases and covers are made from hot compression molded halogen free, self extinguishing fiberglass reinforced polyester (FRP) that can withstand continuous temperatures up to 158°F (70°C) and momentary exposure to 302°F (150°C).
- All enclosures can be easily modified to customer specifications.
- Gaskets are made from continuously poured polyurethane foam.
- Brass M4 threaded inserts are factory installed for mounting plate attachment.
- 4 to 6 bosses suitable for M6 threaded inserts are molded into the base (dependant on enclosure size).
- Maintain UL / CSA Type 4x with up to 5 extension collars.

**Applications**

APO enclosures with extension collars are designed for use as insulated electrical junction boxes, terminal wiring boxes, instrument housings and electrical control enclosures in highly corrosive environments where flexibility and extra depth is required.

**Standards**

- IEC 60529 (IP67)
- IEC 62262 (IK10)
- IEC 60439-1
- IEC 62208
- EN 60529 (IP67)
- EN 62262 (IK10)
- EN 60439-1
- EN 62208

**Approvals**

- UL Listed Types 3, 3R, 4, 4X, 12 & 13
- CSA 3, 3R, 4, 4X, 12 & 13
- LLOYD'S Register of Shipping
- KEMA



Part Number	Exterior Dimensions	Interior Dimensions	Weight	Back Plate		Front Plate
	H x W x D Inches (mm)	H x W x D Inches (mm)		A: Aluminum S: Steel N: Non-Metallic	A: Aluminum	
A1-706E3 A1-706E3H A1-706E3HPL1	7.32 x 5.94 x 9.64 (186 x 151 x 245)	6.54 x 5.16 x 9.14 (165 x 131 x 232)	3.91 (1.77)	BP706A BP706S BP706N	FP706A FPH706A FPH706A-KIT	
A31-1207E3 A31-1207E3H A31-1207E3HPL2	11.89 x 7.32 x 11.07 (302 x 186 x 281)	11.10 x 6.54 x 10.57 (282 x 166 x 268)	6.01 (2.73)	BP1207A BP1207S BP1207N	FP1207A FPH1207A FPH1207A-KIT	
A41-1212E3 A41-1212E3H A41-1212E3HPL2	11.89 x 11.89 x 11.07 (302 x 302 x 281)	11.10 x 11.10 x 10.57 (282 x 282 x 268)	7.61 (3.45)	BP1212A BP1212S BP1212N	FP1212A FPH1212A FPH1212A-KIT	
A71-1412E3 A71-1412E3H A71-1412E3HPL2	14.65 x 11.89 x 11.07 (372 x 302 x 281)	13.86 x 11.10 x 10.57 (352 x 282 x 268)	9 (4.08)	BP1412A BP1412S BP1412N	FP1412A FPH1412A FPH1412A-KIT	
Extension collars not available on A51-1912						
A81-2212E3 A81-2212E3H A81-2212E3HPL2	21.97 x 11.89 x 14.01 (558 x 302 x 356)	21.14 x 11.10 x 13.51 (537 x 282 x 343)	14 (6.35)	BP2212A BP2212S BP2212N	FP2212A FPH2212A FPH2212A-KIT	
A61-2412E3 A61-2412E3H A61-2412E3HPL2	23.74 x 11.89 x 14.01 (603 x 302 x 356)	22.91 x 11.10 x 13.51 (582 x 282 x 343)	16 (7.26)	BP2412A BP2412S BP2412N	FP2412A FPH2412A FPH2412A-KIT	
A11-2414E3 A11-2414E3H A11-2414E3HPL2	23.74 x 14.65 x 14.01 (603 x 372 x 356)	22.91 x 13.86 x 13.51 (582 x 352 x 343)	19.3 (8.75)	BP2412A BP2412S BP2412N	FP2412A FPH2412A FPH2412A-KIT	
A12-2424E3 A12-2424E3H A12-2424E3HPL4	23.74 x 23.74 x 14.01 (603 x 603 x 356)	22.91 x 22.91 x 13.51 (582 x 582 x 343)	29.5 (13.38)	BP2424A BP2424S BP2424N	FP2424A FPH2424A FPH2424A-KIT	

**Configurations**

- E4:** Four extension collars and non-metallic corner screws
- E4H:** Four extension collars, non-metallic hinges and non-metallic corner screws
- E4HPL:** Four extension collars, non-metallic hinges and stainless steel padlockable latch(es)

**Features**

- Enclosures are maintenance free and corrosion resistant.
- Bases and covers are made from hot compression molded halogen free, self extinguishing fiberglass reinforced polyester (FRP) that can withstand continuous temperatures up to 158°F (70°C) and momentary exposure to 302°F (150°C).
- All enclosures can be easily modified to customer specifications.
- Gaskets are made from continuously poured polyurethane foam.
- Brass M4 threaded inserts are factory installed for mounting plate attachment.
- 4 to 6 bosses suitable for M6 threaded inserts are molded into the base (dependant on enclosure size).
- Maintain UL / CSA Type 4x with up to 5 extension collars.

**Applications**

APO enclosures with extension collars are designed for use as insulated electrical junction boxes, terminal wiring boxes, instrument housings and electrical control enclosures in highly corrosive environments where flexibility and extra depth is required.

**Standards**

- IEC 60529 (IP67)
- IEC 62262 (IK10)
- IEC 60439-1
- IEC 62208
- EN 60529 (IP67)
- EN 62262 (IK10)
- EN 60439-1
- EN 62208

**Approvals**

- UL Listed Types 3, 3R, 4, 4X, 12 & 13
- CSA 3, 3R, 4, 4X, 12 & 13
- LLOYD'S Register of Shipping
- KEMA



Part Number	Exterior Dimensions	Interior Dimensions	Weight	Back Plate		Front Plate
	H x W x D Inches (mm)	H x W x D Inches (mm)		A: Aluminum S: Steel N: Non-Metallic	A: Aluminum	
A1-706E4 A1-706E4H A1-706E4HPL1	7.32 x 5.94 x 11.02 (186 x 151 x 280)	6.54 x 5.16 x 10.52 (165 x 131 x 267)	4.38 (1.99)	BP706A BP706S BP706N	FP706A FPH706A FPH706A-KIT	
A31-1207E4 A31-1207E4H A31-1207E4HPL2	11.89 x 7.32 x 12.45 (302 x 186 x 316)	11.10 x 6.54 x 11.95 (282 x 166 x 304)	6.68 (3.03)	BP1207A BP1207S BP1207N	FP1207A FPH1207A FPH1207A-KIT	
A41-1212E4 A41-1212E4H A41-1212E4HPL2	11.89 x 11.89 x 12.45 (302 x 302 x 316)	11.10 x 11.10 x 11.95 (282 x 282 x 304)	8.48 (3.85)	BP1212A BP1212S BP1212N	FP1212A FPH1212A FPH1212A-KIT	
A71-1412E4 A71-1412E4H A71-1412E4HPL2	14.65 x 11.89 x 12.45 (372 x 302 x 316)	13.86 x 11.10 x 11.95 (352 x 282 x 304)	10 (4.54)	BP1412A BP1412S BP1412N	FP1412A FPH1412A FPH1412A-KIT	
Extension collars not available on A51-1912						
A81-2212E4 A81-2212E4H A81-2212E4HPL2	21.97 x 11.89 x 16.37 (558 x 302 x 416)	21.14 x 11.10 x 15.87 (537 x 282 x 403)	15.5 (7.03)	BP2212A BP2212S BP2212N	FP2212A FPH2212A FPH2212A-KIT	
A61-2412E4 A61-2412E4H A61-2412E4HPL2	23.74 x 11.89 x 16.37 (603 x 302 x 416)	22.91 x 11.10 x 15.87 (582 x 282 x 403)	18 (8.16)	BP2412A BP2412S BP2412N	FP2412A FPH2412A FPH2412A-KIT	
A11-2414E4 A11-2414E4H A11-2414E4HPL2	23.74 x 14.65 x 16.37 (603 x 372 x 416)	22.91 x 13.86 x 15.87 (582 x 352 x 403)	21.8 (9.89)	BP2412A BP2412S BP2412N	FP2412A FPH2412A FPH2412A-KIT	
A12-2424E4 A12-2424E4H A12-2424E4HPL4	23.74 x 23.74 x 16.37 (603 x 603 x 416)	22.91 x 22.91 x 15.87 (582 x 582 x 403)	33.5 (15.20)	BP2424A BP2424S BP2424N	FP2424A FPH2424A FPH2424A-KIT	



**Configurations**

- E5:** Five extension collars and non-metallic corner screws
- E5H:** Five extension collars, non-metallic hinges and non-metallic corner screws
- E5HPL:** Five extension collars, non-metallic hinges and stainless steel padlockable latch(es)

**Features**

- Enclosures are maintenance free and corrosion resistant.
- Bases and covers are made from hot compression molded halogen free, self extinguishing fiberglass reinforced polyester (FRP) that can withstand continuous temperatures up to 158°F (70°C) and momentary exposure to 302°F (150°C).
- All enclosures can be easily modified to customer specifications.
- Gaskets are made from continuously poured polyurethane foam.
- Brass M4 threaded inserts are factory installed for mounting plate attachment.
- 4 to 6 bosses suitable for M6 threaded inserts are molded into the base (dependant on enclosure size).
- Maintain UL / CSA Type 4x with up to 5 extension collars.

**Applications**

APO enclosures with extension collars are designed for use as insulated electrical junction boxes, terminal wiring boxes, instrument housings and electrical control enclosures in highly corrosive environments where flexibility and extra depth is required.

**Standards**

- IEC 60529 (IP67)
- IEC 62262 (IK10)
- IEC 60439-1
- IEC 62208
- EN 60529 (IP67)
- EN 62262 (IK10)
- EN 60439-1
- EN 62208

**Approvals**

- UL Listed Types 3, 3R, 4, 4X, 12 & 13
- CSA 3, 3R, 4, 4X, 12 & 13
- LLOYD'S Register of Shipping
- KEMA



Part Number	Exterior Dimensions	Interior Dimensions	Weight	Back Plate		Front Plate
	H x W x D Inches (mm)	H x W x D Inches (mm)		A: Aluminum S: Steel N: Non-Metallic	A: Aluminum	
A1-706E5 A1-706E5H A1-706E5HPL1	7.32 x 5.94 x 12.40 (186 x 151 x 315)	6.54 x 5.16 x 11.90 (165 x 131 x 302)	4.85 (2.20)	BP706A BP706S BP706N	FP706A FPH706A FPH706A-KIT	
A31-1207E5 A31-1207E5H A31-1207E5HPL2	11.89 x 7.32 x 13.83 (302 x 186 x 351)	11.10 x 6.54 x 13.33 (282 x 166 x 339)	7.35 (3.33)	BP1207A BP1207S BP1207N	FP1207A FPH1207A FPH1207A-KIT	
A41-1212E5 A41-1212E5H A41-1212E5HPL2	11.89 x 11.89 x 13.83 (302 x 302 x 351)	11.10 x 11.10 x 13.33 (282 x 282 x 339)	9.35 (4.24)	BP1212A BP1212S BP1212N	FP1212A FPH1212A FPH1212A-KIT	
A71-1412E5 A71-1412E5H A71-1412E5HPL2	14.65 x 11.89 x 13.83 (372 x 302 x 351)	13.86 x 11.10 x 13.33 (352 x 282 x 339)	11 (4.99)	BP1412A BP1412S BP1412N	FP1412A FPH1412A FPH1412A-KIT	
Extension collars not available on A51-1912						
A81-2212E5 A81-2212E5H A81-2212E5HPL2	21.97 x 11.89 x 18.73 (558 x 302 x 476)	21.14 x 11.10 x 18.23 (537 x 282 x 463)	17 (7.71)	BP2212A BP2212S BP2212N	FP2212A FPH2212A FPH2212A-KIT	
A61-2412E5 A61-2412E5H A61-2412E5HPL2	23.74 x 11.89 x 18.73 (603 x 302 x 476)	22.91 x 11.10 x 18.23 (582 x 282 x 463)	20 (9.07)	BP2412A BP2412S BP2412N	FP2412A FPH2412A FPH2412A-KIT	
A11-2414E5 A11-2414E5H A11-2414E5HPL2	23.74 x 14.65 x 18.73 (603 x 372 x 476)	22.91 x 13.86 x 18.23 (582 x 352 x 463)	24.3 (11.02)	BP2412A BP2412S BP2412N	FP2412A FPH2412A FPH2412A-KIT	
A12-2424E5 A12-2424E5H A12-2424E5HPL4	23.74 x 23.74 x 18.73 (603 x 603 x 476)	22.91 x 22.91 x 18.23 (582 x 582 x 463)	37.5 (17.01)	BP2424A BP2424S BP2424N	FP2424A FPH2424A FPH2424A-KIT	

**Configurations**

- CT:** Non-metallic corner screws
- CTH:** Non-metallic hinges and non-metallic corner screws
- CTHPL:** Non-metallic hinges and stainless steel padlockable latch(es)

**Features**

- Enclosures are maintenance free and corrosion resistant.
- Bases are made from hot compression molded halogen free, self extinguishing fiberglass reinforced polyester (FRP) that can withstand continuous temperatures up to 158°F (70°C) and momentary exposure to 302°F (150°C).
- Covers are made from transparent polycarbonate that can withstand continuous temperatures to 248°F (120°C).
- All enclosures can be easily modified to customer specifications.
- Gaskets are made from continuously poured polyurethane foam.
- Brass M4 threaded inserts are factory installed for mounting plate attachment.
- 4 to 6 bosses suitable for M6 threaded inserts are molded into the base (dependant on enclosure size).
- Maintain UL / CSA Type 4x with up to 5 extension collars.

**Applications**

APO CT enclosures are designed for use as insulated electrical junction boxes, terminal wiring boxes, instrument housings and electrical control enclosures in highly corrosive environments where visibility of internal components is necessary.

**Standards**

- IEC 60529 (IP67)
- IEC 62262 (IK10)
- IEC 60439-1
- IEC 62208

**Approvals**

- UL Listed Types 3, 3R, 4, 4X, 12 & 13
- CSA 3, 3R, 4, 4X, 12 & 13
- LLOYD'S Register of Shipping
- KEMA



Part Number	Exterior Dimensions	Interior Dimensions	Weight	Back Plate		Front Plate
	H x W x D Inches (mm)	H x W x D Inches (mm)		A: Aluminum S: Steel N: Non-Metallic	A: Aluminum	
A1-706CT A1-706CTH A1-706CTHPL1	7.32 x 5.94 x 5.50 (186 x 151 x 140)	6.54 x 5.16 x 5.00 (165 x 131 x 127)	2.5 (1.13)	BP706A BP706S BP706N	FP706A FPH706A FPH706A-KIT	
A31-1207CT A31-1207CTH A31-1207CTHPL2	11.89 x 7.32 x 6.93 (302 x 186 x 176)	11.10 x 6.54 x 6.43 (282 x 166 x 163)	4 (1.81)	BP1207A BP1207S BP1207N	FP1207A FPH1207A FPH1207A-KIT	
A41-1212CT A41-1212CTH A41-1212CTHPL2	11.89 x 11.89 x 6.93 (302 x 302 x 176)	11.10 x 11.10 x 6.43 (282 x 282 x 163)	5 (2.27)	BP1212A BP1212S BP1212N	FP1212A FPH1212A FPH1212A-KIT	
A71-1412CT A71-1412CTH A71-1412CTHPL2	14.65 x 11.89 x 6.93 (372 x 302 x 176)	13.86 x 11.10 x 6.43 (352 x 282 x 163)	6 (2.72)	BP1412A BP1412S BP1412N	FP1412A FPH1412A FPH1412A-KIT	
A51-1912CT A51-1912CTH A51-1912CTHPL2	19.20 x 11.89 x 8.31 (488 x 302 x 211)	18.40 x 11.10 x 7.81 (467 x 282 x 198)	7.5 (3.40)	BP1912A BP1912S BP1912N	FP1912A FPH1912A FPH1912A-KIT	
A81-2212CT A81-2212CTH A81-2212CTHPL2	21.97 x 11.89 x 8.31 (558 x 302 x 211)	21.14 x 11.10 x 7.81 (537 x 282 x 198)	9.5 (4.31)	BP2212A BP2212S BP2212N	FP2212A FPH2212A FPH2212A-KIT	
A61-2412CT A61-2412CTH A61-2412CTHPL2	23.74 x 11.89 x 8.31 (603 x 302 x 211)	22.91 x 11.10 x 7.81 (582 x 282 x 198)	10 (4.54)	BP2412A BP2412S BP2412N	FP2412A FPH2412A FPH2412A-KIT	
A11-2414CT A11-2414CTH A11-2414CTHPL2	23.74 x 14.65 x 8.31 (603 x 372 x 211)	22.91 x 13.86 x 7.81 (582 x 352 x 198)	11.8 (5.35)	BP2412A BP2412S BP2412N	FP2412A FPH2412A FPH2412A-KIT	
A12-2424CT A12-2424CTH A12-2424CTHPL4	23.74 x 23.74 x 8.31 (603 x 603 x 211)	22.91 x 22.91 x 7.81 (582 x 582 x 198)	17.5 (7.94)	BP2424A BP2424S BP2424N	FP2424A FPH2424A FPH2424A-KIT	



**Configurations**

- E1CT:** One extension collar and non-metallic corner screws
- E1CTH:** One extension collar, non-metallic hinges and non-metallic corner screws
- E1CTHPL:** One extension collar, non-metallic hinges and stainless steel padlockable latch(es)

**Features**

- Enclosures are maintenance free and corrosion resistant.
- Bases are made from hot compression molded halogen free, self extinguishing fiberglass reinforced polyester (FRP) that can withstand continuous temperatures up to 158°F (70°C) and momentary exposure to 302°F (150°C).
- Covers are made from transparent polycarbonate that can withstand continuous temperatures to 248°F (120°C).
- All enclosures can be easily modified to customer specifications.
- Gaskets are made from continuously poured polyurethane foam.
- Brass M4 threaded inserts are factory installed for mounting plate attachment.
- 4 to 6 bosses suitable for M6 threaded inserts are molded into the base (dependant on enclosure size).
- Maintain UL / CSA Type 4x with up to 5 extension collars.

**Applications**

APO CT enclosures are designed for use as insulated electrical junction boxes, terminal wiring boxes, instrument housings and electrical control enclosures in highly corrosive environments where visibility of internal components is necessary.

**Standards**

- IEC 60529 (IP67)
- IEC 62262 (IK10)
- IEC 60439-1
- IEC 62208
- EN 60529 (IP67)
- EN 62262 (IK10)
- EN 60439-1
- EN 62208

**Approvals**

- UL Listed Types 3, 3R, 4, 4X, 12 & 13
- CSA 3, 3R, 4, 4X, 12 & 13
- LLOYD'S Register of Shipping
- KEMA



Part Number	Exterior Dimensions	Interior Dimensions	Weight	Back Plate	Front Plate
	H x W x D Inches (mm)	H x W x D Inches (mm)	Lbs (kg)	A: Aluminum S: Steel N: Non-Metallic	A: Aluminum
A1-706E1CT A1-706E1CTH A1-706E1CTHPL1	7.32 x 5.94 x 6.88 (186 x 151 x 175)	6.54 x 5.16 x 6.38 (165 x 131 x 162)	2.97 (1.35)	BP706A BP706S BP706N	FP706A FPH706A FPH706A-KIT
A31-1207E1CT A31-1207E1CTH A31-1207E1CTHPL2	11.89 x 7.32 x 8.31 (302 x 186 x 211)	11.10 x 6.54 x 7.81 (282 x 166 x 198)	4.67 (2.12)	BP1207A BP1207S BP1207N	FP1207A FPH1207A FPH1207A-KIT
A41-1212E1CT A41-1212E1CTH A41-1212E1CTHPL2	11.89 x 11.89 x 8.31 (302 x 302 x 211)	11.10 x 11.10 x 7.81 (282 x 282 x 198)	5.87 (2.66)	BP1212A BP1212S BP1212N	FP1212A FPH1212A FPH1212A-KIT
A71-1412E1CT A71-1412E1CTH A71-1412E1CTHPL2	14.65 x 11.89 x 8.31 (372 x 302 x 211)	13.86 x 11.10 x 7.81 (352 x 282 x 198)	7 (3.18)	BP1412A BP1412S BP1412N	FP1412A FPH1412A FPH1412A-KIT
Extension collars not available on A51-1912					
A81-2212E1CT A81-2212E1CTH A81-2212E1CTHPL2	21.97 x 11.89 x 10.67 (558 x 302 x 271)	21.14 x 11.10 x 10.17 (537 x 282 x 258)	11 (4.99)	BP2212A BP2212S BP2212N	FP2212A FPH2212A FPH2212A-KIT
A61-2412E1CT A61-2412E1CTH A61-2412E1CTHPL2	23.74 x 11.89 x 10.67 (603 x 302 x 271)	22.91 x 11.10 x 10.17 (582 x 282 x 258)	12 (5.44)	BP2412A BP2412S BP2412N	FP2412A FPH2412A FPH2412A-KIT
A11-2414E1CT A11-2414E1CTH A11-2414E1CTHPL2	23.74 x 14.65 x 10.67 (603 x 372 x 271)	22.91 x 13.86 x 10.17 (582 x 352 x 258)	14.3 (6.49)	BP2412A BP2412S BP2412N	FP2412A FPH2412A FPH2412A-KIT
A12-2424E1CT A12-2424E1CTH A12-2424E1CTHPL4	23.74 x 23.74 x 10.67 (603 x 603 x 271)	22.91 x 22.91 x 10.17 (582 x 582 x 258)	21.5 (9.75)	BP2424A BP2424S BP2424N	FP2424A FPH2424A FPH2424A-KIT

**Configurations**

- E2CT:** Two extension collars and non-metallic corner screws
- E2CTH:** Two extension collars, non-metallic hinges and non-metallic corner screws
- E2CTHPL:** Two extension collars, non-metallic hinges and stainless steel padlockable latch(es)

**Features**

- Enclosures are maintenance free and corrosion resistant.
- Bases are made from hot compression molded halogen free, self extinguishing fiberglass reinforced polyester (FRP) that can withstand continuous temperatures up to 158°F (70°C) and momentary exposure to 302°F (150°C).
- Covers are made from transparent polycarbonate that can withstand continuous temperatures to 248°F (120°C).
- All enclosures can be easily modified to customer specifications.
- Gaskets are made from continuously poured polyurethane foam.
- Brass M4 threaded inserts are factory installed for mounting plate attachment.
- 4 to 6 bosses suitable for M6 threaded inserts are molded into the base (dependant on enclosure size).
- Maintain UL / CSA Type 4x with up to 5 extension collars.

**Applications**

APO CT enclosures are designed for use as insulated electrical junction boxes, terminal wiring boxes, instrument housings and electrical control enclosures in highly corrosive environments where visibility of internal components is necessary.

**Standards**

- IEC 60529 (IP67)
- IEC 62262 (IK10)
- IEC 60439-1
- IEC 62208
- EN 60529 (IP67)
- EN 62262 (IK10)
- EN 60439-1
- EN 62208

**Approvals**

- UL Listed Types 3, 3R, 4, 4X, 12 & 13
- CSA 3, 3R, 4, 4X, 12 & 13
- LLOYD'S Register of Shipping
- KEMA



Part Number	Exterior Dimensions	Interior Dimensions	Weight	Back Plate	Front Plate
	H x W x D Inches (mm)	H x W x D Inches (mm)		A: Aluminum S: Steel N: Non-Metallic	A: Aluminum
A1-706E2CT A1-706E2CTH A1-706E2CTHPL1	7.32 x 5.94 x 8.26 (186 x 151 x 210)	6.54 x 5.16 x 7.76 (165 x 131 x 197)	3.44 (1.56)	BP706A BP706S BP706N	FP706A FPH706A FPH706A-KIT
A31-1207E2CT A31-1207E2CTH A31-1207E2CTHPL2	11.89 x 7.32 x 9.69 (302 x 186 x 246)	11.10 x 6.54 x 9.19 (282 x 166 x 233)	5.34 (2.42)	BP1207A BP1207S BP1207N	FP1207A FPH1207A FPH1207A-KIT
A41-1212E2CT A41-1212E2CTH A41-1212E2CTHPL2	11.89 x 11.89 x 9.69 (302 x 302 x 246)	11.10 x 11.10 x 9.19 (282 x 282 x 233)	6.74 (3.06)	BP1212A BP1212S BP1212N	FP1212A FPH1212A FPH1212A-KIT
A71-1412E2CT A71-1412E2CTH A71-1412E2CTHPL2	14.65 x 11.89 x 9.69 (372 x 302 x 246)	13.86 x 11.10 x 9.19 (352 x 282 x 233)	8 (3.63)	BP1412A BP1412S BP1412N	FP1412A FPH1412A FPH1412A-KIT
Extension collars not available on A51-1912					
A81-2212E2CT A81-2212E2CTH A81-2212E2CTHPL2	21.97 x 11.89 x 13.03 (558 x 302 x 331)	21.14 x 11.10 x 12.53 (537 x 282 x 318)	12.5 (5.67)	BP2212A BP2212S BP2212N	FP2212A FPH2212A FPH2212A-KIT
A61-2412E2CT A61-2412E2CTH A61-2412E2CTHPL2	23.74 x 11.89 x 13.03 (603 x 302 x 331)	22.91 x 11.10 x 12.53 (582 x 282 x 318)	14 (6.35)	BP2412A BP2412S BP2412N	FP2412A FPH2412A FPH2412A-KIT
A11-2414E2CT A11-2414E2CTH A11-2414E2CTHPL2	23.74 x 14.65 x 13.03 (603 x 372 x 331)	22.91 x 13.86 x 12.53 (582 x 352 x 318)	16.8 (7.62)	BP2412A BP2412S BP2412N	FP2412A FPH2412A FPH2412A-KIT
A12-2424E2CT A12-2424E2CTH A12-2424E2CTHPL4	23.74 x 23.74 x 13.03 (603 x 603 x 331)	22.91 x 22.91 x 12.53 (582 x 582 x 318)	25.5 (11.57)	BP2424A BP2424S BP2424N	FP2424A FPH2424A FPH2424A-KIT

**Configurations**

- E3CT:** Three extension collars and non-metallic corner screws
- E3CTH:** Three extension collars, non-metallic hinges and non-metallic corner screws
- E3CTHPL:** Three extension collars, non-metallic hinges and stainless steel padlockable latch(es)

**Features**

- Enclosures are maintenance free and corrosion resistant.
- Bases are made from hot compression molded halogen free, self extinguishing fiberglass reinforced polyester (FRP) that can withstand continuous temperatures up to 158°F (70°C) and momentary exposure to 302°F (150°C).
- Covers are made from transparent polycarbonate that can withstand continuous temperatures to 248°F (120°C).
- All enclosures can be easily modified to customer specifications.
- Gaskets are made from continuously poured polyurethane foam.
- Brass M4 threaded inserts are factory installed for mounting plate attachment.
- 4 to 6 bosses suitable for M6 threaded inserts are molded into the base (dependant on enclosure size).
- Maintain UL / CSA Type 4x with up to 5 extension collars.

**Applications**

APO CT enclosures are designed for use as insulated electrical junction boxes, terminal wiring boxes, instrument housings and electrical control enclosures in highly corrosive environments where visibility of internal components is necessary.

**Standards**

- IEC 60529 (IP67)
- IEC 62262 (IK10)
- IEC 60439-1
- IEC 62208
- EN 60529 (IP67)
- EN 62262 (IK10)
- EN 60439-1
- EN 62208

**Approvals**

- UL Listed Types 3, 3R, 4, 4X, 12 & 13
- CSA 3, 3R, 4, 4X, 12 & 13
- LLOYD'S Register of Shipping
- KEMA



Part Number	Exterior Dimensions	Interior Dimensions	Weight	Back Plate	Front Plate
	H x W x D Inches (mm)	H x W x D Inches (mm)		A: Aluminum S: Steel N: Non-Metallic	A: Aluminum
A1-706E3CT A1-706E3CTH A1-706E3CTHPL1	7.32 x 5.94 x 9.64 (186 x 151 x 245)	6.54 x 5.16 x 9.14 (165 x 131 x 232)	3.91 (1.77)	BP706A BP706S BP706N	FP706A FPH706A FPH706A-KIT
A31-1207E3CT A31-1207E3CTH A31-1207E3CTHPL2	11.89 x 7.32 x 11.07 (302 x 186 x 281)	11.10 x 6.54 x 10.57 (282 x 166 x 268)	6.01 (2.73)	BP1207A BP1207S BP1207N	FP1207A FPH1207A FPH1207A-KIT
A41-1212E3CT A41-1212E3CTH A41-1212E3CTHPL2	11.89 x 11.89 x 11.07 (302 x 302 x 281)	11.10 x 11.10 x 10.57 (282 x 282 x 268)	7.61 (3.45)	BP1212A BP1212S BP1212N	FP1212A FPH1212A FPH1212A-KIT
A71-1412E3CT A71-1412E3CTH A71-1412E3CTHPL2	14.65 x 11.89 x 11.07 (372 x 302 x 281)	13.86 x 11.10 x 10.57 (352 x 282 x 268)	9 (4.08)	BP1412A BP1412S BP1412N	FP1412A FPH1412A FPH1412A-KIT
Extension collars not available on A51-1912					
A81-2212E3CT A81-2212E3CTH A81-2212E3CTHPL2	21.97 x 11.89 x 15.39 (558 x 302 x 391)	21.14 x 11.10 x 14.89 (537 x 282 x 378)	14 (6.35)	BP2212A BP2212S BP2212N	FP2212A FPH2212A FPH2212A-KIT
A61-2412E3CT A61-2412E3CTH A61-2412E3CTHPL2	23.74 x 11.89 x 15.39 (603 x 302 x 391)	22.91 x 11.10 x 14.89 (582 x 282 x 378)	16 (7.26)	BP2412A BP2412S BP2412N	FP2412A FPH2412A FPH2412A-KIT
A11-2414E3CT A11-2414E3CTH A11-2414E3CTHPL2	23.74 x 14.65 x 15.39 (603 x 372 x 391)	22.91 x 13.86 x 14.89 (582 x 352 x 378)	19.3 (8.75)	BP2412A BP2412S BP2412N	FP2412A FPH2412A FPH2412A-KIT
A12-2424E3CT A12-2424E3CTH A12-2424E3CTHPL4	23.74 x 23.74 x 15.39 (603 x 603 x 391)	22.91 x 22.91 x 14.89 (582 x 582 x 378)	29.5 (13.38)	BP2424A BP2424S BP2424N	FP2424A FPH2424A FPH2424A-KIT



**Configurations**

- E4CT:** Four extension collars and non-metallic corner screws
- E4CTH:** Four extension collars, non-metallic hinges and non-metallic corner screws
- E4CTHPL:** Four extension collars, non-metallic hinges and stainless steel padlockable latch(es)

**Features**

- Enclosures are maintenance free and corrosion resistant.
- Bases are made from hot compression molded halogen free, self extinguishing fiberglass reinforced polyester (FRP) that can withstand continuous temperatures up to 158°F (70°C) and momentary exposure to 302°F (150°C).
- Covers are made from transparent polycarbonate that can withstand continuous temperatures to 248°F (120°C).
- All enclosures can be easily modified to customer specifications.
- Gaskets are made from continuously poured polyurethane foam.
- Brass M4 threaded inserts are factory installed for mounting plate attachment.
- 4 to 6 bosses suitable for M6 threaded inserts are molded into the base (dependant on enclosure size).
- Maintain UL / CSA Type 4x with up to 5 extension collars.

**Applications**

APO CT enclosures are designed for use as insulated electrical junction boxes, terminal wiring boxes, instrument housings and electrical control enclosures in highly corrosive environments where visibility of internal components is necessary.

**Standards**

- IEC 60529 (IP67)
- IEC 62262 (IK10)
- IEC 60439-1
- IEC 62208

**Approvals**

- UL Listed Types 3, 3R, 4, 4X, 12 & 13
- CSA 3, 3R, 4, 4X, 12 & 13
- LLOYD'S Register of Shipping
- KEMA



Part Number	Exterior Dimensions	Interior Dimensions	Weight	Back Plate		Front Plate
	H x W x D Inches (mm)	H x W x D Inches (mm)		A: Aluminum S: Steel N: Non-Metallic	A: Aluminum	
A1-706E4CT A1-706E4CTH A1-706E4CTHPL1	7.32 x 5.94 x 11.02 (186 x 151 x 280)	6.54 x 5.16 x 10.52 (165 x 131 x 267)	4.38 (1.99)	BP706A BP706S BP706N	FP706A FPH706A FPH706A-KIT	
A31-1207E4CT A31-1207E4CTH A31-1207E4CTHPL2	11.89 x 7.32 x 12.45 (302 x 186 x 316)	11.10 x 6.54 x 11.95 (282 x 166 x 304)	6.68 (3.03)	BP1207A BP1207S BP1207N	FP1207A FPH1207A FPH1207A-KIT	
A41-1212E4CT A41-1212E4CTH A41-1212E4CTHPL2	11.89 x 11.89 x 12.45 (302 x 302 x 316)	11.10 x 11.10 x 11.95 (282 x 282 x 304)	8.48 (3.85)	BP1212A BP1212S BP1212N	FP1212A FPH1212A FPH1212A-KIT	
A71-1412E4CT A71-1412E4CTH A71-1412E4CTHPL2	14.65 x 11.89 x 12.45 (372 x 302 x 316)	13.86 x 11.10 x 11.95 (352 x 282 x 304)	10 (4.54)	BP1412A BP1412S BP1412N	FP1412A FPH1412A FPH1412A-KIT	
Extension collars not available on A51-1912						
A81-2212E4CT A81-2212E4CTH A81-2212E4CTHPL2	21.97 x 11.89 x 17.75 (558 x 302 x 451)	21.14 x 11.10 x 17.25 (537 x 282 x 438)	15.5 (7.03)	BP2212A BP2212S BP2212N	FP2212A FPH2212A FPH2212A-KIT	
A61-2412E4CT A61-2412E4CTH A61-2412E4CTHPL2	23.74 x 11.89 x 17.75 (603 x 302 x 451)	22.91 x 11.10 x 17.25 (582 x 282 x 438)	18 (8.16)	BP2412A BP2412S BP2412N	FP2412A FPH2412A FPH2412A-KIT	
A11-2414E4CT A11-2414E4CTH A11-2414E4CTHPL2	23.74 x 14.65 x 17.75 (603 x 372 x 451)	22.91 x 13.86 x 17.25 (582 x 352 x 438)	21.8 (9.89)	BP2412A BP2412S BP2412N	FP2412A FPH2412A FPH2412A-KIT	
A12-2424E4CT A12-2424E4CTH A12-2424E4CTHPL4	23.74 x 23.74 x 17.75 (603 x 603 x 451)	22.91 x 22.91 x 17.25 (582 x 582 x 438)	33.5 (15.20)	BP2424A BP2424S BP2424N	FP2424A FPH2424A FPH2424A-KIT	

**Configurations**

- E5CT:** Five extension collars and non-metallic corner screws
- E5CTH:** Five extension collars, non-metallic hinges and non-metallic corner screws
- E5CTHPL:** Five extension collars, non-metallic hinges and stainless steel padlockable latch(es)

**Features**

- Enclosures are maintenance free and corrosion resistant.
- Bases are made from hot compression molded halogen free, self extinguishing fiberglass reinforced polyester (FRP) that can withstand continuous temperatures up to 158°F (70°C) and momentary exposure to 302°F (150°C).
- Covers are made from transparent polycarbonate that can withstand continuous temperatures to 248°F (120°C).
- All enclosures can be easily modified to customer specifications.
- Gaskets are made from continuously poured polyurethane foam.
- Brass M4 threaded inserts are factory installed for mounting plate attachment.
- 4 to 6 bosses suitable for M6 threaded inserts are molded into the base (dependant on enclosure size).
- Maintain UL / CSA Type 4x with up to 5 extension collars.

**Applications**

APO CT enclosures are designed for use as insulated electrical junction boxes, terminal wiring boxes, instrument housings and electrical control enclosures in highly corrosive environments where visibility of internal components is necessary.

**Standards**

- IEC 60529 (IP67)
- IEC 62262 (IK10)
- IEC 60439-1
- IEC 62208

**Approvals**

- UL Listed Types 3, 3R, 4, 4X, 12 & 13
- CSA 3, 3R, 4, 4X, 12 & 13
- LLOYD'S Register of Shipping
- KEMA



Part Number	Exterior Dimensions	Interior Dimensions	Weight	Back Plate	Front Plate
	H x W x D Inches (mm)	H x W x D Inches (mm)		A: Aluminum S: Steel N: Non-Metallic	A: Aluminum
A1-706E5CT A1-706E5CTH A1-706E5CTHPL1	7.32 x 5.94 x 12.40 (186 x 151 x 315)	6.54 x 5.16 x 11.90 (165 x 131 x 302)	4.85 (2.20)	BP706A BP706S BP706N	FP706A FPH706A FPH706A-KIT
A31-1207E5CT A31-1207E5CTH A31-1207E5CTHPL2	11.89 x 7.32 x 13.83 (302 x 186 x 351)	11.10 x 6.54 x 13.33 (282 x 166 x 339)	7.35 (3.33)	BP1207A BP1207S BP1207N	FP1207A FPH1207A FPH1207A-KIT
A41-1212E5CT A41-1212E5CTH A41-1212E5CTHPL2	11.89 x 11.89 x 13.83 (302 x 302 x 351)	11.10 x 11.10 x 13.33 (282 x 282 x 339)	9.35 (4.24)	BP1212A BP1212S BP1212N	FP1212A FPH1212A FPH1212A-KIT
A71-1412E5CT A71-1412E5CTH A71-1412E5CTHPL2	14.65 x 11.89 x 13.83 (372 x 302 x 351)	13.86 x 11.10 x 13.33 (352 x 282 x 339)	11 (4.99)	BP1412A BP1412S BP1412N	FP1412A FPH1412A FPH1412A-KIT
Extension collars not available on A51-1912					
A81-2212E5CT A81-2212E5CTH A81-2212E5CTHPL2	21.97 x 11.89 x 20.11 (558 x 302 x 511)	21.14 x 11.10 x 19.61 (537 x 282 x 498)	17 (7.71)	BP2212A BP2212S BP2212N	FP2212A FPH2212A FPH2212A-KIT
A61-2412E5CT A61-2412E5CTH A61-2412E5CTHPL2	23.74 x 11.89 x 20.11 (603 x 302 x 511)	22.91 x 11.10 x 19.61 (582 x 282 x 498)	20 (9.07)	BP2412A BP2412S BP2412N	FP2412A FPH2412A FPH2412A-KIT
A11-2414E5CT A11-2414E5CTH A11-2414E5CTHPL2	23.74 x 14.65 x 20.11 (603 x 372 x 511)	22.91 x 13.86 x 19.61 (582 x 352 x 498)	24.3 (11.02)	BP2412A BP2412S BP2412N	FP2412A FPH2412A FPH2412A-KIT
A12-2424E5CT A12-2424E5CTH A12-2424E5CTHPL4	23.74 x 23.74 x 20.11 (603 x 603 x 511)	22.91 x 22.91 x 19.61 (582 x 582 x 498)	37.5 (17.01)	BP2424A BP2424S BP2424N	FP2424A FPH2424A FPH2424A-KIT

**Configurations**

- DT:** Non-metallic corner screws
- DTH:** Non-metallic hinges and non-metallic corner screws
- DTHPL:** Non-metallic hinges and stainless steel padlockable latch(es)

**Features**

- Enclosures are maintenance free and corrosion resistant.
- Bases and covers are made from hot compression molded halogen free, self extinguishing fiberglass reinforced polyester (FRP) that can withstand continuous temperatures up to 158°F (70°C) and momentary exposure to 302°F (150°C).
- Inspection windows are made from transparent polycarbonate that can withstand continuous temperatures to 248°F (120°C).
- Included thumb screw inserts allow quick window opening for access to interior components.
- All enclosures can be easily modified to customer specifications.
- Gaskets are made from continuously poured polyurethane foam.
- Brass M4 threaded inserts are factory installed for mounting plate attachment.
- 4 to 6 bosses suitable for M6 threaded inserts are molded into the base (dependant on enclosure size).
- Maintain UL / CSA Type 4x with up to 5 extension collars.

**Applications**

APO enclosures with DT Covers are designed for use as insulated electrical junction boxes, terminal wiring boxes, instrument housings and electrical control enclosures in highly corrosive environments where easy viewing and access is essential.

**Standards**

- IEC 60529 (IP67)
- IEC 62262 (IK10)
- IEC 60439-1
- IEC 62208
- EN 60529 (IP67)
- EN 62262 (IK10)
- EN 60439-1
- EN 62208

**Approvals**

- UL Listed Types 3, 3R, 4, 4X, 12 & 13
- CSA 3, 3R, 4, 4X, 12 & 13
- LLOYD'S Register of Shipping
- KEMA



Part Number	Exterior Dimensions	Interior Dimensions	Weight	Back Plate	Front Plate
	H x W x D Inches (mm)	H x W x D Inches (mm)		Lbs (kg)	A: Aluminum S: Steel N: Non-Metallic
A31-1207DT A31-1207DTH A31-1207DTHPL2	11.89 x 7.32 x 6.93 (302 x 186 x 176)	11.10 x 6.54 x 6.43 (282 x 166 x 163)	4 (1.81)	BP1207A BP1207S BP1207N	AFP1207A
A41-1212DT A41-1212DTH A41-1212DTHPL2	11.89 x 11.89 x 6.93 (302 x 302 x 176)	11.10 x 11.10 x 6.43 (282 x 282 x 163)	5 (2.27)	BP1212A BP1212S BP1212N	AFP1212A
A71-1412DT A71-1412DTH A71-1412DTHPL2	14.65 x 11.89 x 6.93 (372 x 302 x 176)	13.86 x 11.10 x 6.43 (352 x 282 x 163)	6 (2.72)	BP1412A BP1412S BP1412N	AFP1412A
A51-1912DT A51-1912DTH A51-1912DTHPL2	19.20 x 11.89 x 6.93 (488 x 302 x 176)	18.40 x 11.10 x 6.43 (467 x 282 x 163)	7.5 (3.40)	BP1912A BP1912S BP1912N	AFP1912A
A61-2412DT A61-2412DTH A61-2412DTHPL2	23.74 x 11.89 x 6.93 (603 x 302 x 176)	22.91 x 11.10 x 6.43 (582 x 282 x 163)	10 (4.54)	BP2412A BP2412S BP2412N	AFP2412A



**Configurations**

- E1DT:** One extension collar and non-metallic corner screws
- E1DTH:** One extension collar, non-metallic hinges and non-metallic corner screws
- E1DTHPL:** One extension collar, non-metallic hinges and stainless steel padlockable latch(es)

**Features**

- Enclosures are maintenance free and corrosion resistant.
- Bases and covers are made from hot compression molded halogen free, self extinguishing fiberglass reinforced polyester (FRP) that can withstand continuous temperatures up to 158°F (70°C) and momentary exposure to 302°F (150°C).
- Inspection windows are made from transparent polycarbonate that can withstand continuous temperatures to 248°F (120°C).
- Included thumb screw inserts allow quick window opening for access to interior components.
- All enclosures can be easily modified to customer specifications.
- Gaskets are made from continuously poured polyurethane foam.
- Brass M4 threaded inserts are factory installed for mounting plate attachment.
- 4 to 6 bosses suitable for M6 threaded inserts are molded into the base (dependant on enclosure size).
- Maintain UL / CSA Type 4x with up to 5 extension collars.

**Applications**

APO enclosures with DT Covers are designed for use as insulated electrical junction boxes, terminal wiring boxes, instrument housings and electrical control enclosures in highly corrosive environments where easy viewing and access is essential.

**Standards**

- IEC 60529 (IP67)
- IEC 62262 (IK10)
- IEC 60439-1
- IEC 62208
- EN 60529 (IP67)
- EN 62262 (IK10)
- EN 60439-1
- EN 62208

**Approvals**

- UL Listed Types 3, 3R, 4, 4X, 12 & 13
- CSA 3, 3R, 4, 4X, 12 & 13
- LLOYD'S Register of Shipping
- KEMA



Part Number	Exterior Dimensions	Interior Dimensions	Weight	Back Plate	Front Plate
	H x W x D Inches (mm)	H x W x D Inches (mm)	Lbs (kg)	A: Aluminum S: Steel N: Non-Metallic	A: Aluminum
A31-1207E1DT A31-1207E1DTH A31-1207E1DTHPL2	11.89 x 7.32 x 8.31 (302 x 186 x 211)	11.10 x 6.54 x 7.81 (282 x 166 x 198)	4.67 (2.12)	BP1207A BP1207S BP1207N	AFP1207A
A41-1212E1DT A41-1212E1DTH A41-1212E1DTHPL2	11.89 x 11.89 x 8.31 (302 x 302 x 211)	11.10 x 11.10 x 7.81 (282 x 282 x 198)	5.87 (2.66)	BP1212A BP1212S BP1212N	AFP1212A
A71-1412E1DT A71-1412E1DTH A71-1412E1DTHPL2	14.65 x 11.89 x 8.31 (372 x 302 x 211)	13.86 x 11.10 x 7.81 (352 x 282 x 198)	7 (3.18)	BP1412A BP1412S BP1412N	AFP1412A

Extension collars not available on A51-1912

A61-2412E1DT A61-2412E1DTH A61-2412E1DTHPL2	23.74 x 11.89 x 9.29 (603 x 302 x 236)	22.91 x 11.10 x 8.79 (582 x 282 x 223)	12 (5.44)	BP2412A BP2412S BP2412N	AFP2412A
---	---	---	--------------	-------------------------------	----------

**Configurations**

- E2DT:** Two extension collars and non-metallic corner screws
- E2DTH:** Two extension collars, non-metallic hinges and non-metallic corner screws
- E2DTHPL:** Two extension collars, non-metallic hinges and stainless steel padlockable latch(es)

**Features**

- Enclosures are maintenance free and corrosion resistant.
- Bases and covers are made from hot compression molded halogen free, self extinguishing fiberglass reinforced polyester (FRP) that can withstand continuous temperatures up to 158°F (70°C) and momentary exposure to 302°F (150°C).
- Inspection windows are made from transparent polycarbonate that can withstand continuous temperatures to 248°F (120°C).
- Included thumb screw inserts allow quick window opening for access to interior components.
- All enclosures can be easily modified to customer specifications.
- Gaskets are made from continuously poured polyurethane foam.
- Brass M4 threaded inserts are factory installed for mounting plate attachment.
- 4 to 6 bosses suitable for M6 threaded inserts are molded into the base (dependant on enclosure size).
- Maintain UL / CSA Type 4x with up to 5 extension collars.

**Applications**

APO enclosures with DT Covers are designed for use as insulated electrical junction boxes, terminal wiring boxes, instrument housings and electrical control enclosures in highly corrosive environments where easy viewing and access is essential.

**Standards**

- IEC 60529 (IP67)
- IEC 62262 (IK10)
- IEC 60439-1
- IEC 62208
- EN 60529 (IP67)
- EN 62262 (IK10)
- EN 60439-1
- EN 62208

**Approvals**

- UL Listed Types 3, 3R, 4, 4X, 12 & 13
- CSA 3, 3R, 4, 4X, 12 & 13
- LLOYD'S Register of Shipping
- KEMA



Part Number	Exterior Dimensions	Interior Dimensions	Weight	Back Plate	Front Plate
	H x W x D Inches (mm)	H x W x D Inches (mm)	Lbs (kg)	A: Aluminum S: Steel N: Non-Metallic	A: Aluminum
A31-1207E2DT A31-1207E2DTH A31-1207E2DTHPL2	11.89 x 7.32 x 9.69 (302 x 186 x 246)	11.10 x 6.54 x 9.19 (282 x 166 x 233)	5.34 (2.42)	BP1207A BP1207S BP1207N	AFP1207A
A41-1212E2DT A41-1212E2DTH A41-1212E2DTHPL2	11.89 x 11.89 x 9.69 (302 x 302 x 246)	11.10 x 11.10 x 9.19 (282 x 282 x 233)	6.74 (3.06)	BP1212A BP1212S BP1212N	AFP1212A
A71-1412E2DT A71-1412E2DTH A71-1412E2DTHPL2	14.65 x 11.89 x 9.69 (372 x 302 x 246)	13.86 x 11.10 x 9.19 (352 x 282 x 233)	8 (3.63)	BP1412A BP1412S BP1412N	AFP1412A

Extension collars not available on A51-1912

A61-2412E2DT A61-2412E2DTH A61-2412E2DTHPL2	23.74 x 11.89 x 11.65 (603 x 302 x 296)	22.91 x 11.10 x 11.15 (582 x 282 x 283)	14 (6.35)	BP2412A BP2412S BP2412N	AFP2412A
---	--	--	--------------	-------------------------------	----------

**Configurations**

- E3DT:** Three extension collars and non-metallic corner screws
- E3DTH:** Three extension collars, non-metallic hinges and non-metallic corner screws
- E3DTHPL:** Three extension collars, non-metallic hinges and stainless steel padlockable latch(es)

**Features**

- Enclosures are maintenance free and corrosion resistant.
- Bases and covers are made from hot compression molded halogen free, self extinguishing fiberglass reinforced polyester (FRP) that can withstand continuous temperatures up to 158°F (70°C) and momentary exposure to 302°F (150°C).
- Inspection windows are made from transparent polycarbonate that can withstand continuous temperatures to 248°F (120°C).
- Included thumb screw inserts allow quick window opening for access to interior components.
- All enclosures can be easily modified to customer specifications.
- Gaskets are made from continuously poured polyurethane foam.
- Brass M4 threaded inserts are factory installed for mounting plate attachment.
- 4 to 6 bosses suitable for M6 threaded inserts are molded into the base (dependant on enclosure size).
- Maintain UL / CSA Type 4x with up to 5 extension collars.

**Applications**

APO enclosures with DT Covers are designed for use as insulated electrical junction boxes, terminal wiring boxes, instrument housings and electrical control enclosures in highly corrosive environments where easy viewing and access is essential.

**Standards**

- IEC 60529 (IP67)
- IEC 62262 (IK10)
- IEC 60439-1
- IEC 62208
- EN 60529 (IP67)
- EN 62262 (IK10)
- EN 60439-1
- EN 62208

**Approvals**

- UL Listed Types 3, 3R, 4, 4X, 12 & 13
- CSA 3, 3R, 4, 4X, 12 & 13
- LLOYD'S Register of Shipping
- KEMA



Part Number	Exterior Dimensions	Interior Dimensions	Weight	Back Plate	Front Plate
	H x W x D Inches (mm)	H x W x D Inches (mm)	Lbs (kg)	A: Aluminum S: Steel N: Non-Metallic	A: Aluminum
A31-1207E3DT A31-1207E3DTH A31-1207E3DTHPL2	11.89 x 7.32 x 11.07 (302 x 186 x 281)	11.10 x 6.54 x 10.57 (282 x 166 x 268)	6.01 (2.73)	BP1207A BP1207S BP1207N	AFP1207A
A41-1212E3DT A41-1212E3DTH A41-1212E3DTHPL2	11.89 x 11.89 x 11.07 (302 x 302 x 281)	11.10 x 11.10 x 10.57 (282 x 282 x 268)	7.61 (3.45)	BP1212A BP1212S BP1212N	AFP1212A
A71-1412E3DT A71-1412E3DTH A71-1412E3DTHPL2	14.65 x 11.89 x 11.07 (372 x 302 x 281)	13.86 x 11.10 x 10.57 (352 x 282 x 268)	9 (4.08)	BP1412A BP1412S BP1412N	AFP1412A

Extension collars not available on A51-1912

A61-2412E3DT A61-2412E3DTH A61-2412E3DTHPL2	23.74 x 11.89 x 14.01 (603 x 302 x 356)	22.91 x 11.10 x 13.51 (582 x 282 x 343)	16 (7.26)	BP2412A BP2412S BP2412N	AFP2412A
---	--	--	--------------	-------------------------------	----------



**Configurations**

- E4DT:** Four extension collars and non-metallic corner screws
- E4DTH:** Four extension collars, non-metallic hinges and non-metallic corner screws
- E4DTHPL:** Four extension collars, non-metallic hinges and stainless steel padlockable latch(es)

**Features**

- Enclosures are maintenance free and corrosion resistant.
- Bases and covers are made from hot compression molded halogen free, self extinguishing fiberglass reinforced polyester (FRP) that can withstand continuous temperatures up to 158°F (70°C) and momentary exposure to 302°F (150°C).
- Inspection windows are made from transparent polycarbonate that can withstand continuous temperatures to 248°F (120°C).
- Included thumb screw inserts allow quick window opening for access to interior components.
- All enclosures can be easily modified to customer specifications.
- Gaskets are made from continuously poured polyurethane foam.
- Brass M4 threaded inserts are factory installed for mounting plate attachment.
- 4 to 6 bosses suitable for M6 threaded inserts are molded into the base (dependant on enclosure size).
- Maintain UL / CSA Type 4x with up to 5 extension collars.

**Applications**

APO enclosures with DT Covers are designed for use as insulated electrical junction boxes, terminal wiring boxes, instrument housings and electrical control enclosures in highly corrosive environments where easy viewing and access is essential.

**Standards**

- IEC 60529 (IP67)
- IEC 62262 (IK10)
- IEC 60439-1
- IEC 62208
- EN 60529 (IP67)
- EN 62262 (IK10)
- EN 60439-1
- EN 62208

**Approvals**

- UL Listed Types 3, 3R, 4, 4X, 12 & 13
- CSA 3, 3R, 4, 4X, 12 & 13
- LLOYD'S Register of Shipping
- KEMA



Part Number	Exterior Dimensions	Interior Dimensions	Weight	Back Plate	Front Plate
	H x W x D Inches (mm)	H x W x D Inches (mm)	Lbs (kg)	A: Aluminum S: Steel N: Non-Metallic	A: Aluminum
A31-1207E4DT A31-1207E4DTH A31-1207E4DTHPL2	11.89 x 7.32 x 12.45 (302 x 186 x 316)	11.10 x 6.54 x 11.95 (282 x 166 x 304)	6.68 (3.03)	BP1207A BP1207S BP1207N	AFP1207A
A41-1212E4DT A41-1212E4DTH A41-1212E4DTHPL2	11.89 x 11.89 x 12.45 (302 x 302 x 316)	11.10 x 11.10 x 11.95 (282 x 282 x 304)	8.48 (3.85)	BP1212A BP1212S BP1212N	AFP1212A
A71-1412E4DT A71-1412E4DTH A71-1412E4DTHPL2	14.65 x 11.89 x 12.45 (372 x 302 x 316)	13.86 x 11.10 x 11.95 (352 x 282 x 304)	10 (4.54)	BP1412A BP1412S BP1412N	AFP1412A

Extension collars not available on A51-1912

A61-2412E4DT A61-2412E4DTH A61-2412E4DTHPL2	23.74 x 11.89 x 16.37 (603 x 302 x 416)	22.91 x 11.10 x 15.87 (582 x 282 x 403)	18 (8.16)	BP2412A BP2412S BP2412N	AFP2412A
---	--	--	--------------	-------------------------------	----------

**Configurations**

- E5DT:** Five extension collars and non-metallic corner screws
- E5DTH:** Five extension collars, non-metallic hinges and non-metallic corner screws
- E5DTHPL:** Five extension collars, non-metallic hinges and stainless steel padlockable latch(es)

**Features**

- Enclosures are maintenance free and corrosion resistant.
- Bases and covers are made from hot compression molded halogen free, self extinguishing fiberglass reinforced polyester (FRP) that can withstand continuous temperatures up to 158°F (70°C) and momentary exposure to 302°F (150°C).
- Inspection windows are made from transparent polycarbonate that can withstand continuous temperatures to 248°F (120°C).
- Included thumb screw inserts allow quick window opening for access to interior components.
- All enclosures can be easily modified to customer specifications.
- Gaskets are made from continuously poured polyurethane foam.
- Brass M4 threaded inserts are factory installed for mounting plate attachment.
- 4 to 6 bosses suitable for M6 threaded inserts are molded into the base (dependant on enclosure size).
- Maintain UL / CSA Type 4x with up to 5 extension collars.

**Applications**

APO enclosures with DT Covers are designed for use as insulated electrical junction boxes, terminal wiring boxes, instrument housings and electrical control enclosures in highly corrosive environments where easy viewing and access is essential.

**Standards**

- |                  |                 |
|------------------|-----------------|
| IEC 60529 (IP67) | EN 60529 (IP67) |
| IEC 62262 (IK10) | EN 62262 (IK10) |
| IEC 60439-1      | EN 60439-1      |
| IEC 62208        | EN 62208        |

**Approvals**

- UL Listed Types 3, 3R, 4, 4X, 12 & 13
- CSA 3, 3R, 4, 4X, 12 & 13
- LLOYD'S Register of Shipping
- KEMA



Part Number	Exterior Dimensions	Interior Dimensions	Weight	Back Plate	Front Plate
	H x W x D Inches (mm)	H x W x D Inches (mm)		A: Aluminum S: Steel N: Non-Metallic	A: Aluminum
A31-1207E5DT A31-1207E5DTH A31-1207E5DTHPL2	11.89 x 7.32 x 13.83 (302 x 186 x 351)	11.10 x 6.54 x 13.33 (282 x 166 x 339)	7.35 (3.33)	BP1207A BP1207S BP1207N	AFP1207A
A41-1212E5DT A41-1212E5DTH A41-1212E5DTHPL2	11.89 x 11.89 x 13.83 (302 x 302 x 351)	11.10 x 11.10 x 13.33 (282 x 282 x 339)	9.35 (4.24)	BP1212A BP1212S BP1212N	AFP1212A
A71-1412E5DT A71-1412E5DTH A71-1412E5DTHPL2	14.65 x 11.89 x 13.83 (372 x 302 x 351)	13.86 x 11.10 x 13.33 (352 x 282 x 339)	11 (4.99)	BP1412A BP1412S BP1412N	AFP1412A

Extension collars not available on A51-1912

A61-2412E5DT A61-2412E5DTH A61-2412E5DTHPL2	23.74 x 11.89 x 18.73 (603 x 302 x 476)	22.91 x 11.10 x 18.23 (582 x 282 x 463)	20 (9.07)	BP2412A BP2412S BP2412N	AFP2412A
---	--	--	--------------	-------------------------------	----------

**Configurations**

**LG:** Transparent hinged inspection window cover and 4 non-metallic corner screws to secure the cover to the base. Intended for use on Vynckier APO Series enclosures.

**KIT:** Transparent hinged inspection window cover and 4 non-metallic blanking inserts to secure the cover to the base. Suitable for mounting on 3rd party enclosures and panels. Blanking inserts reduce mounting holes to hold a #10 self tapping screw.

\* DTCOVER-KIT can be mounted on any smooth flat surface. Installation instructions included.

**Features**

- DT Covers are maintenance free and corrosion resistant.
- Frames are made from hot compression molded halogen free, self extinguishing fiberglass reinforced polyester (FRP) that can withstand continuous temperatures from -58°F to 302°F (-50°C to 150°C).
- Inspection windows are made from transparent polycarbonate that can withstand continuous temperatures to 248°F (120°C).
- Included thumb screw inserts allow quick window opening for access to interior components.
- All enclosures can be easily modified to customer specifications.
- Gaskets are made from continuously poured polyurethane foam.

**Applications**

APO DT Covers are designed for use as inspection windows in highly corrosive environments where easy viewing and access is essential.

**Standards**

IEC 60529 (IP67) EN 60529 (IP67)  
IEC 62262 (IK10) EN 62262 (IK10)  
IEC 60439-1 EN 60439-1  
IEC 62208 EN 62208

**Approvals**

UL Listed Types 3, 3R, 4, 4X, 12 & 13  
CSA 3, 3R, 4, 4X, 12 & 13  
LLOYD'S Register of Shipping  
KEMA



**Manufacturer's Recommended Installation Instructions:**

As each application is different, these are general guidelines only:










1. Using DT Cover corner hole center dimensions pre-drill (hole diameter .203) panel for a #10 self-tapping screw (not included).
2. Mounting surface area should be flush and clean of dirt and debris.
3. Wipe clean DT cover gasket with clean cloth and alcohol.
4. Cover can be mounted on panel using VES "Blanking Insert" part # 41523.079 (included in KIT).
5. Place cover on panel and using the Blanking Insert, place one in each corner from the outside and secure from the inside with #10 self-tapping screw.
6. Seal head of screw on inside of panel with RTV to ensure watertight integrity.









**Alternate construction:**










Using long machine screws or bolts and a large enough washer to cover the DT cover corner screw holes, these can be used to mount the cover to the panel.










Part Number	Exterior Dimensions	Interior Dimensions	Viewing Area	Weight
	H x W x D Inches (mm)	H x W x D Inches (mm)	H x W Inches (mm)	Lbs (kg)
A31-DTCOVERLG A31-DTCOVERKIT	11.89 x 7.32 x 1.77 (302 x 186 x 45)	11.10 x 6.54 x 1.65 (282 x 166 x 42)	10.27 x 4.30 (261 x 109)	2.05 (.93)
A41-DTCOVERLG A41-DTCOVERKIT	11.89 x 11.89 x 1.77 (302 x 302 x 45)	11.10 x 11.10 x 1.65 (282 x 282 x 42)	10.27 x 8.90 (261 x 226)	2.27 (1.03)
A71-DTCOVERLG A71-DTCOVERKIT	14.65 x 11.89 x 1.77 (372 x 302 x 45)	13.86 x 11.10 x 1.65 (352 x 282 x 42)	11.66 x 10.27 (296 x 261)	3.13 (1.42)
A51-DTCOVERLG A51-DTCOVERKIT	19.20 x 11.89 x 1.77 (488 x 302 x 45)	18.40 x 11.10 x 1.65 (467 x 282 x 42)	16.12 x 10.27 (409 x 261)	3.55 (1.61)
A61-DTCOVERLG A61-DTCOVERKIT	23.74 x 11.89 x 1.77 (603 x 302 x 45)	22.91 x 11.10 x 1.65 (582 x 282 x 42)	20.70 x 10.27 (526 x 261)	4.55 (2.06)












	Part Number	Exterior Dimensions	Interior Dimensions	Weight	Cover Options	Extension
		H x W x D Inches (mm)	H x W x D Inches (mm)	Lbs (kg)	Part Number	Part Number
	A1-BASELG	7.32 x 5.94 x 3.74 (186 x 151 x 95)	6.54 x 5.16 x 3.37 (165 x 131 x 86)	1.3 (.59)	A1-COVERLG A1-CTCOVER	A1-EXT706LG
	A31-BASELG	11.89 x 7.32 x 5.16 (302 x 186 x 131)	11.10 x 6.54 x 4.79 (282 x 166 x 122)	2.4 (1.09)	A31-COVERLG A31-CTCOVER A31-DTCOVERLG	A31-EXT1207LG
	A41-BASELG	11.89 x 11.89 x 5.16 (302 x 302 x 131)	11.10 x 11.10 x 4.79 (282 x 282 x 122)	3.2 (1.45)	A41-COVERLG A41-CTCOVER A41-DTCOVERLG	A41-EXT1212LG
	A71-BASELG	14.65 x 11.89 x 5.16 (372 x 302 x 131)	13.86 x 11.10 x 4.79 (352 x 282 x 122)	3.8 (1.72)	A71-COVERLG A71-CTCOVER A71-DTCOVERLG	A71-EXT1412LG
	A51-BASELG	19.20 x 11.89 x 5.16 (488 x 302 x 131)	18.40 x 11.10 x 4.79 (467 x 282 x 122)	5.1 (2.31)	A51-COVERLG A51-CTCOVER A51-DTCOVERLG	Extension collars not available on A51-1912
	A81-BASELG	21.97 x 11.89 x 5.16 (558 x 302 x 131)	21.14 x 11.10 x 4.79 (537 x 282 x 122)	6.2 (2.81)	A81-COVERLG A81-CTCOVER	A81-EXT2212LG
	A61-BASELG	23.74 x 11.89 x 5.16 (603 x 302 x 131)	22.91 x 11.10 x 4.79 (582 x 282 x 122)	6.7 (3.04)	A61-COVERLG A61-CTCOVER A61-DTCOVERLG	A61-EXT2412LG
	A11-BASELG	23.74 x 14.65 x 5.16 (603 x 372 x 131)	22.91 x 13.86 x 4.79 (582 x 352 x 122)	7.2 (3.27)	A11-COVERLG A11-CTCOVER	A11-EXT2414LG
	A12-BASELG	23.74 x 23.74 x 5.16 (603 x 603 x 131)	22.91 x 22.91 x 4.79 (582 x 582 x 122)	9.3 (4.22)	A12-COVERLG A12-CTCOVER	A12-EXT2424LG

	Part Number	Exterior Dimensions	Interior Dimensions	Weight	Cover Options	Base
		H x W x D Inches (mm)	H x W x D Inches (mm)	Lbs (kg)	Part Number	Part Number
	A1-EXT706LG	7.32 x 5.94 x 1.38 (186 x 151 x 35)	6.54 x 5.15 x 1.38 (165 x 131 x 35)	.47 (0.21)	A1-COVERLG A1-CTCOVER	A1-BASELG
	A31-EXT1207LG	11.89 x 7.32 x 1.38 (302 x 186 x 35)	11.06 x 6.54 x 1.38 (281 x 166 x 35)	.67 (0.30)	A31-COVERLG A31-CTCOVER A31-DTCOVERLG	A31-BASELG
	A41-EXT1212LG	11.89 x 11.89 x 1.38 (302 x 302 x 35)	11.06 x 11.06 x 1.38 (281 x 281 x 35)	.87 (0.39)	A41-COVERLG A41-CTCOVER A41-DTCOVERLG	A41-BASELG
	A71-EXT1412LG	14.65 x 11.89 x 1.38 (372 x 302 x 35)	13.80 x 11.06 x 1.38 (351 x 281 x 35)	1 (0.45)	A71-COVERLG A71-CTCOVER A71-DTCOVERLG	A71-BASELG
Extension collars not available on A51-1912						
	A81-EXT2212LG	21.97 x 11.89 x 2.36 (558 x 302 x 60)	21.10 x 11.06 x 2.36 (536 x 281 x 60)	1.5 (0.68)	A81-COVERLG A81-CTCOVER	A81-BASELG
	A61-EXT2412LG	23.74 x 11.89 x 2.36 (603 x 302 x 60)	22.80 x 11.06 x 2.36 (579 x 281 x 60)	2 (0.91)	A61-COVERLG A61-CTCOVER A61-DTCOVERLG	A61-BASELG
	A11-EXT2414LG	23.74 x 14.65 x 2.36 (603 x 372 x 60)	22.80 x 13.80 x 2.36 (579 x 351 x 60)	2.5 (1.13)	A11-COVERLG A11-CTCOVER	A11-BASELG
	A12-EXT2424LG	23.74 x 23.74 x 2.36 (603 x 603 x 60)	22.80 x 22.80 x 2.36 (579 x 579 x 60)	4 (1.81)	A12-COVERLG A12-CTCOVER	A12-BASELG









	Part Number	Exterior Dimensions	Interior Dimensions	Weight	Base	Extension
		H x W x D Inches (mm)	H x W x D Inches (mm)	Lbs (kg)	Part Number	Part Number
	A1-COVERLG A1-CTCOVER	7.32 x 5.94 x 1.77 (186 x 151 x 45)	6.54 x 5.15 x 1.65 (165 x 131 x 42)	.47 (0.21)	A1-BASELG	A1-EXT706LG
	A31-COVERLG A31-CTCOVER A31-DTCOVERLG A31-DTCOVERKIT	11.89 x 7.32 x 1.77 (302 x 186 x 45)	11.06 x 6.54 x 1.65 (281 x 166 x 42)	.75 (0.35)	A31-BASELG	A31-EXT1207LG
	A41-COVERLG A41-CTCOVER A41-DTCOVERLG A41-DTCOVERKIT	11.89 x 11.89 x 1.77 (302 x 302 x 45)	11.06 x 11.06 x 1.65 (281 x 281 x 42)	1.15 (0.52)	A41-BASELG	A41-EXT1212LG
	A71-COVERLG A71-CTCOVER A71-DTCOVERLG A71-DTCOVERKIT	14.65 x 11.88 x 1.77 (372 x 302 x 45)	13.80 x 11.06 x 1.65 (351 x 281 x 42)	1.48 (0.67)	A71-BASELG	A71-EXT1412LG
	A51-COVERLG A51-CTCOVER A51-DTCOVERLG A51-DTCOVERKIT	19.20 x 11.89 x 1.77 (488 x 302 x 45) CTCOVER Depth: 3.15 (80)	18.30 x 11.06 x 1.65 (465 x 281 x 42) CTCOVER Depth: 3.30 (77)	2.09 (0.95)	A51-BASELG	Extension collars not available on A51-1912
	A81-COVERLG A81-CTCOVER	21.97 x 11.89 x 1.77 (558 x 302 x 45) CTCOVER Depth: 3.15 (80)	21.10 x 11.06 x 1.65 (536 x 281 x 42) CTCOVER Depth: 3.30 (77)	2.69 (1.22)	A81-BASELG	A81-EXT2212LG
	A61-COVERLG A61-CTCOVER A61-DTCOVERLG A61-DTCOVERKIT	23.74 x 11.89 x 1.77 (603 x 302 x 45) CTCOVER Depth: 3.15 (80)	22.80 x 11.06 x 1.65 (579 x 281 x 42) CTCOVER Depth: 3.30 (77)	2.89 (1.31)	A61-BASELG	A61-EXT2412LG
	A11-COVERLG A11-CTCOVER	23.74 x 14.65 x 1.77 (603 x 372 x 45) CTCOVER Depth: 3.15 (80)	22.80 x 13.80 x 1.65 (579 x 351 x 42) CTCOVER Depth: 3.30 (77)	3.20 (1.45)	A11-BASELG	A11-EXT2414LG
	A12-COVERLG A12-CTCOVER	23.74 x 23.74 x 1.77 (603 x 603 x 45) CTCOVER Depth: 3.15 (80)	22.80 x 22.80 x 1.65 (579 x 579 x 42) CTCOVER Depth: 3.30 (77)	5.94 (2.69)	A12-BASELG	A12-EXT2424LG









	Part Number	Dimensions	Material	Thickness	Weight	Enclosure
		H x W Inches (mm)		Inches (mm)	Lbs (kg)	Range
	BP706A BP706S BP706N	5.5 x 4.1 (140 x 105)	Aluminum Steel Non-Metallic	.08 (2) .06 (1.5) .1875 (4.8)	.29 (.13) .55 (.25) .25 (.11)	A1-706
	BP1207A BP1207S BP1207N	9 x 5.5 (229 x 140)	Aluminum Steel Non-Metallic	.08 (2) .06 (1.5) .1875 (4.8)	.59 (.27) 1.09 (.49) .50 (.23)	A31-1207
	BP1212A BP1212S BP1212N	10 x 9 (254 x 229)	Aluminum Steel Non-Metallic	.08 (2) .06 (1.5) .1875 (4.8)	1.01 (.46) 1.87 (.85) 0.86 (.39)	A41-1212
	BP1412A BP1412S BP1412N	11.7 x 10 (298 x 254)	Aluminum Steel Non-Metallic	.08 (2) .06 (1.5) .1875 (4.8)	1.18 (.54) 2.18 (.99) 1.01 (.46)	A71-1412
	BP1912A BP1912S BP1912N	16.3 x 10 (413 x 254)	Aluminum Steel Non-Metallic	.08 (2) .06 (1.5) .1875 (4.8)	1.60 (.73) 2.96 (1.34) 1.37 (.62)	A51-1912
	BP2212A BP2212S BP2212N	19 x 10 (484 x 254)	Aluminum Steel Non-Metallic	.08 (2) .06 (1.5) .1875 (4.8)	1.85 (.84) 3.43 (1.56) 1.58 (.72)	A81-2212
	BP2412A BP2412S BP2412N	20.7 x 10 (528 x 254)	Aluminum Steel Non-Metallic	.08 (2) .06 (1.5) .1875 (4.8)	2.02 (.92) 3.74 (1.7) 1.73 (.78)	A61-2412
	BP2414A BP2414S BP2414N	20.7 x 12.8 (528 x 324)	Aluminum Steel Non-Metallic	.08 (2) .06 (1.5) .1875 (4.8)	2.35 (1.07) 4.37 (1.98) 2.02 (.92)	A11-2414
	BP2424A BP2424S BP2424N	21.9 x 21.9 (555 x 555)	Aluminum Steel Non-Metallic	.08 (2) .06 (1.5) .1875 (4.8)	4.03 (1.83) 7.49 (3.40) 3.46 (1.57)	A12-2424




	Part Number	Dimensions	Material	Thickness	Weight	Style	Enclosure
		H x W Inches (mm)		Inches (mm)	Lbs (kg)		Range
	FP706A FPH706A FPH706A-KIT	6.28 x 4.89 (160 x 124)	Aluminum	.08 (2)	.29 (.13)	Dead Front Hinged Installed Hinged Kit	A1-706
	FP1207A AFP1207A (for DT Cover) FPH1207A FPH1207A-KIT	10.85 x 6.28 (276 x 160)	Aluminum	.08 (2)	.59 (.27)	Dead Front Dead Front Hinged Installed Hinged Kit	A31-1207
	FP1212A AFP1212A (for DT Cover) FPH1212A FPH1212A-KIT	10.83 x 10.83 (275 x 275)	Aluminum	.08 (2)	1.01 (.46)	Dead Front Dead Front Hinged Installed Hinged Kit	A41-1212
	FP1412A AFP1412A (for DT Cover) FPH1412A FPH1412A-KIT	13.57 x 10.81 (345 x 275)	Aluminum	.08 (2)	1.18 (.54)	Dead Front Dead Front Hinged Installed Hinged Kit	A71-1412
	FP1912A AFP1912A (for DT Cover) FPH1912A FPH1912A-KIT	18.07 x 10.81 (459 x 275)	Aluminum	.08 (2)	1.60 (.73)	Dead Front Dead Front Hinged Installed Hinged Kit	A51-1912
	FP2212A FPH2212A FPH2212A-KIT	20.87 x 10.81 (530 x 275)	Aluminum	.08 (2)	1.85 (.84)	Dead Front Hinged Installed Hinged Kit	A81-2212
	FP2412A AFP2412A (for DT Cover) FPH2412A FPH2412A-KIT	22.57 x 10.81 (573 x 275)	Aluminum	.08 (2)	2.02 (.92)	Dead Front Dead Front Hinged Installed Hinged Kit	A61-2412
	FP2414A FPH2414A FPH2414A-KIT	22.57 x 13.55 (573 x 344)	Aluminum	.08 (2)	2.35 (1.07)	Dead Front Hinged Installed Hinged Kit	A11-2414
	FP2424A FPH2424A FPH2424A-KIT	22.69 x 22.79 (576 x 579)	Aluminum	.08 (2)	4.03 (1.83)	Dead Front Hinged Installed Hinged Kit	A12-2424

	10000.005LG Non-Metallic Hinges	Material: Polyamide Package: Set of 2 pieces Type: A For Use With: A1-706 to A12-2424 with opaque cover To attach hinges, holes must be drilled in the cover and the base. Templates are provided for proper placement.
	10000.091LG Non-Metallic Hinges	Material: Polyamide Package: Set of 2 pieces Type: B For Use With: A1-706 with opaque cover and extension collar To attach hinges, holes must be drilled in the cover and the base. Templates are provided for proper placement.
	10000.089LG Non-Metallic Hinges	Material: Polyamide Package: Set of 2 pieces Type: C For Use With: A31-1207 to A12-2424 with opaque cover and extension collar To attach hinges, holes must be drilled in the cover and the base. Templates are provided for proper placement.
	10000.086LG Non-Metallic Hinges	Material: Polyamide Package: Set of 2 pieces Type: D For Use With: A1-706 to A12-2424 with transparent cover To attach hinges, holes must be drilled in the cover and the base. Templates are provided for proper placement.
	10000.088LG Non-Metallic Hinges	Material: Polyamide Package: Set of 2 pieces Type: E For Use With: A1-706 with transparent cover and extension collar To attach hinges, holes must be drilled in the cover and the base. Templates are provided for proper placement.
	10000.087LG Non-Metallic Hinges	Material: Polyamide Package: Set of 2 pieces Type: F For Use With: A31-1207 to A12-2424 with transparent cover and extension collar To attach hinges, holes must be drilled in the cover and the base. Templates are provided for proper placement.
	41532.000 Stainless Steel Hinges	Material: Stainless Steel Package: Set of 2 pieces For Use With: APO enclosures with DT Cover For use on DT Cover models only. The cover must be milled along the dotted line to a depth of .24" prior to hinge mounting. Mounting hardware and instructions included.
	41519.155 Replacement Cover Screws	Material: Polyamide Package: Set of 4 pieces For Use With: APO Series cover screw enclosures
	41520.155 Thumb Screw Insert	Material: Polyamide Package: Set of 2 pieces For Use With: APO Series cover screw enclosures and DT Covers
	41525.050 Non-Metallic Mounting Feet	Material: Polyamide Package: Set of 4 pieces For external mounting points. Direct mounting through the four corner holes of the enclosures. If extension collars are used, mounting brackets must be attached before the collars. Maximum load can not exceed 330 lbs.



	AP-MFSS Stainless Steel Mounting Feet	Material: 304 Stainless Steel Package: Set of 4 pieces For heavy duty mounting. The brackets are mounted directly to the rear of the box in provided reinforcements. M4 threaded inserts are provided for secure attachment. Maximum load can not exceed 330 lbs.
	MEDVRAL7035 Air Vents	Material: Polyamide Package: Set of 2 pieces 2 air vents must be mounted per enclosure to ensure sufficient air circulation and prevent condensation water. Complete with template and screws. The air vents should be mounted in the upper and lower part of the enclosure if possible. UL Listed if factory installed.
	APOPL-KIT Padlockable Latch Kit	Material: 316 Stainless Steel 2 Latches are required on enclosures 12 x 7 and larger to maintain UL Listing.
	10000.070 Corner Padlocking Kit	Material: Stainless Steel and non-metallic cover screw Maximum allowable diameter of padlock: .31" (8 mm)
	41523.000 Tamper Proof Cover Screws	Material: Stainless Steel and non-metallic cover screw Package: Set of 2 pieces For Use With: APO Series screw cover enclosures
	10000.139 Tamper Proof Cover Screws	Material: Stainless Steel and non-metallic cover screw Package: Set of 2 pieces For Use With: APO Series hinged cover enclosures
	11810.025 Tool for Tamper Proof Cover Screws	Material: Stainless Steel For Use With: APO Series tamper proof cover screws
	41523.005 Base Insert	
	PM12 Pole Mounting Bracket	Material: Aluminum For Use With: A31-1207, A41-1212, A71-1412, A51-1912, A81-2212 and A61-2412 Mounts to the 12 inch side. Bracket is secured to rear of enclosure with M4 inserts. 2 included C-profiles attach to the bracket. 2 clamps attach to the C-profiles (sold separately). Stainless steel band attaches to the clamps (not included).
	PM15 Pole Mounting Bracket	Material: Aluminum For Use With: A71-1412 and A11-2414 Mounts to the 14 inch side. Bracket is secured to rear of enclosure with M4 inserts. 2 included sets of C-profiles attach to the bracket. 2 clamps attach to the C-profiles (sold separately). Stainless steel band attaches to the clamps (not included).

	10000.030 Pole Mounting Clamps	For Use With: PM12 and PM15
	40600.099 .25" Brass Back Panel Stand Off	Material: Brass Length inches: .25 Length mm: 6.35 M4 thread to match back plate inserts and screws.
	10.002 .39" Brass Back Panel Stand Off	Material: Brass Length inches: .39 Length mm: 9.9 M4 thread to match back plate inserts and screws.
	15.002 .59" Brass Back Panel Stand Off	Material: Brass Length inches: .59 Length mm: 15 M4 thread to match back plate inserts and screws.
	20.002 .79" Brass Back Panel Stand Off	Material: Brass Length inches: .79 Length mm: 20 M4 thread to match back plate inserts and screws.
	25.002 .98" Brass Back Panel Stand Off	Material: Brass Length inches: .98 Length mm: 24.9 M4 thread to match back plate inserts and screws.
	30.002 1.18" Brass Back Panel Stand Off	Material: Brass Length inches: 1.18 Length mm: 30 M4 thread to match back plate inserts and screws.
	60.002 2.36" Brass Back Panel Stand Off	Material: Brass Length inches: 2.36 Length mm: 59.9 M4 thread to match back plate inserts and screws.
	97.002 3.81" Brass Back Panel Stand Off	Material: Brass Length inches: 3.81 Length mm: 96.8 M4 thread to match back plate inserts and screws.

	13901.013 M4 Threaded Inserts	Material: Brass Package: Set of 4 pieces									
	13901.014 M4 Inserts Installation Tool	For Use With: 13901.013 (M4 Inserts)									
	119403.050 M6 Threaded Inserts	Material: Brass Package: Set of 4 pieces									
	Z185LG Coupling Collar	<table border="1"> <thead> <tr> <th>Outside Dimensions: inches (mm)</th> <th>Inside Dimensions: inches (mm)</th> <th>Material</th> </tr> </thead> <tbody> <tr> <td>3.86 x 5.11 x .66</td> <td>2.76 x 4.49 x .66</td> <td>FRP</td> </tr> <tr> <td>(98 x 129.8 x 16.8)</td> <td>(70.1 x 114 x 16.8)</td> <td></td> </tr> </tbody> </table>	Outside Dimensions: inches (mm)	Inside Dimensions: inches (mm)	Material	3.86 x 5.11 x .66	2.76 x 4.49 x .66	FRP	(98 x 129.8 x 16.8)	(70.1 x 114 x 16.8)	
Outside Dimensions: inches (mm)	Inside Dimensions: inches (mm)	Material									
3.86 x 5.11 x .66	2.76 x 4.49 x .66	FRP									
(98 x 129.8 x 16.8)	(70.1 x 114 x 16.8)										
	Z300LG Coupling Collar	<table border="1"> <thead> <tr> <th>Outside Dimensions: inches (mm)</th> <th>Inside Dimensions: inches (mm)</th> <th>Material</th> </tr> </thead> <tbody> <tr> <td>3.86 x 9.68 x .66</td> <td>2.76 x 9.05 x .66</td> <td>FRP</td> </tr> <tr> <td>(98 x 250.4 x 16.8)</td> <td>(70.1 x 229.9 x 16.8)</td> <td></td> </tr> </tbody> </table>	Outside Dimensions: inches (mm)	Inside Dimensions: inches (mm)	Material	3.86 x 9.68 x .66	2.76 x 9.05 x .66	FRP	(98 x 250.4 x 16.8)	(70.1 x 229.9 x 16.8)	
Outside Dimensions: inches (mm)	Inside Dimensions: inches (mm)	Material									
3.86 x 9.68 x .66	2.76 x 9.05 x .66	FRP									
(98 x 250.4 x 16.8)	(70.1 x 229.9 x 16.8)										
	Z370LG Coupling Collar	<table border="1"> <thead> <tr> <th>Outside Dimensions: inches (mm)</th> <th>Inside Dimensions: inches (mm)</th> <th>Material</th> </tr> </thead> <tbody> <tr> <td>3.86 x 12.44 x .66</td> <td>2.76 x 9.05 x .66</td> <td>FRP</td> </tr> <tr> <td>(98 x 316 x 16.8)</td> <td>(70.1 x 300 x 16.8)</td> <td></td> </tr> </tbody> </table>	Outside Dimensions: inches (mm)	Inside Dimensions: inches (mm)	Material	3.86 x 12.44 x .66	2.76 x 9.05 x .66	FRP	(98 x 316 x 16.8)	(70.1 x 300 x 16.8)	
Outside Dimensions: inches (mm)	Inside Dimensions: inches (mm)	Material									
3.86 x 12.44 x .66	2.76 x 9.05 x .66	FRP									
(98 x 316 x 16.8)	(70.1 x 300 x 16.8)										
	CZ185LG Cover Plate	<table border="1"> <thead> <tr> <th>Outside Dimensions: inches (mm)</th> <th>Inside Dimensions: inches (mm)</th> <th>Material</th> </tr> </thead> <tbody> <tr> <td>3.86 x 5.11 x .66</td> <td>2.76 x 4.49 x .54</td> <td>FRP</td> </tr> <tr> <td>(98 x 129.8 x 16.8)</td> <td>(70.1 x 114 x 13.7)</td> <td></td> </tr> </tbody> </table>	Outside Dimensions: inches (mm)	Inside Dimensions: inches (mm)	Material	3.86 x 5.11 x .66	2.76 x 4.49 x .54	FRP	(98 x 129.8 x 16.8)	(70.1 x 114 x 13.7)	
Outside Dimensions: inches (mm)	Inside Dimensions: inches (mm)	Material									
3.86 x 5.11 x .66	2.76 x 4.49 x .54	FRP									
(98 x 129.8 x 16.8)	(70.1 x 114 x 13.7)										
	CZ300LG Cover Plate	<table border="1"> <thead> <tr> <th>Outside Dimensions: inches (mm)</th> <th>Inside Dimensions: inches (mm)</th> <th>Material</th> </tr> </thead> <tbody> <tr> <td>3.86 x 9.68 x .66</td> <td>2.76 x 9.05 x .54</td> <td>FRP</td> </tr> <tr> <td>(98 x 250.4 x 16.8)</td> <td>(70.1 x 229.9 x 13.7)</td> <td></td> </tr> </tbody> </table>	Outside Dimensions: inches (mm)	Inside Dimensions: inches (mm)	Material	3.86 x 9.68 x .66	2.76 x 9.05 x .54	FRP	(98 x 250.4 x 16.8)	(70.1 x 229.9 x 13.7)	
Outside Dimensions: inches (mm)	Inside Dimensions: inches (mm)	Material									
3.86 x 9.68 x .66	2.76 x 9.05 x .54	FRP									
(98 x 250.4 x 16.8)	(70.1 x 229.9 x 13.7)										
	CZ370LG Cover Plate	<table border="1"> <thead> <tr> <th>Outside Dimensions: inches (mm)</th> <th>Inside Dimensions: inches (mm)</th> <th>Material</th> </tr> </thead> <tbody> <tr> <td>3.86 x 12.44 x .66</td> <td>2.76 x 9.05 x .54</td> <td>FRP</td> </tr> <tr> <td>(98 x 316 x 16.8)</td> <td>(70.1 x 300 x 13.7)</td> <td></td> </tr> </tbody> </table>	Outside Dimensions: inches (mm)	Inside Dimensions: inches (mm)	Material	3.86 x 12.44 x .66	2.76 x 9.05 x .54	FRP	(98 x 316 x 16.8)	(70.1 x 300 x 13.7)	
Outside Dimensions: inches (mm)	Inside Dimensions: inches (mm)	Material									
3.86 x 12.44 x .66	2.76 x 9.05 x .54	FRP									
(98 x 316 x 16.8)	(70.1 x 300 x 13.7)										

	41523.079 Blanking Insert	Material: Polyamide Package: Set of 4 pieces Reduces cover screw hole diameter to fit #10 self tapping screw. Used for mounting DT Covers to 3rd party panels.
	41270.070 Carrying Handle	
	41519.160 Cover Retaining Hinge Screw	Enclosure must be mounted or mounting feet must be attached prior to installation.
	SEDV Small Drain Vent	Material: Polyamide Package: Set of 2 pieces 2 air vents must be mounted per enclosure to ensure sufficient air circulation and prevent condensation water.
	APSLV Safety Lock	Includes 2 standard keys. V 243E
	APSLSQ8 Safety Lock	Includes 1 square key. .31 inches 8 mm
	APSLT8 Safety Lock	Includes 1 triangular key. .31 inches 8 mm
	APSLT11 Safety Lock	Includes 1 triangular key. .43 inches 11 mm
	APSLDB-3 Safety Lock	Includes 1 double-bit yale key. .12 inches 3 mm